

# ELECTRIC FANS

## Technical Guide

### Electric Fans Are Ideal For O.E. Replacement, Supplemental Or Add-On Cooling Needs

#### Rapid-Cool® / Thin-Line Electric Fans

Available in 4 sizes, Rapid-Cool® / Thin-Line Electric Fans can be used for either primary or add-on cooling. Each fan comes complete with mounting hardware for simple installation and offers the following features:

##### FEATURES

- REVERSIBLE PUSH/PULL OPERATION
- QUIET HIGH FLOW "S" BLADE DESIGN
- HIGH QUALITY, LONG LIFE MOTORS
- FULL FINGER GUARD SHROUD
- THIN, AERODYNAMIC PROFILE FOR APPLICATIONS WITH LIMITED SPACE
- COMPATIBLE WITH ALL HAYDEN FAN CONTROLLERS

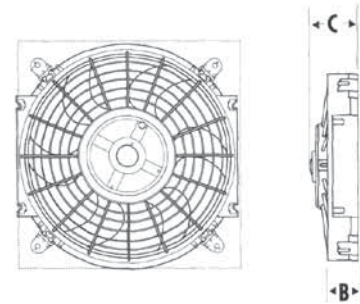


#### Electric Fan Specification Chart

PART #	DIAMETER	MOUNT AREA	B (IN.)	C (IN.)	CFM <sup>1</sup>	CFM <sup>2</sup>	AMP DRAW
226110	10	10-7/8 X 11-3/8	1-5/8	2-5/8	650	500	5.4
226112	12	11-7/8 X 12-1/2	1-5/8	2-3/4	800	675	8.8
226114	14	13-7/8 X 14-3/4	1-3/4	3-5/8	1250	1050	11.5
226116	16	15-3/4 X 16-3/4	2	4-1/4	1400	1150	16.5
226216	16	15-3/4 X 16-3/4	2	4-1/4	1500	1300	20.4

<sup>1</sup> Cubic feet per minute free airflow.

<sup>2</sup> Cubic feet per minute airflow across a typical radiator.



#### Super Duty Fans

Our Super Duty fans are designed to provide outstanding cooling as well as complement other high performance cooling accessories. Available with red, yellow or black shrouds, Super Duty fans come complete with mounting hardware and feature the following:

##### FEATURES

- MOTOR COVERS
- QUIET HIGH FLOW "S" BLADE DESIGN
- REVERSIBLE PUSH/PULL OPERATION
- POWERFUL HI-OUTPUT DC MOTOR
- FULL FINGER GUARD SHROUD
- COMPATIBLE WITH ALL HAYDEN FAN CONTROLLERS



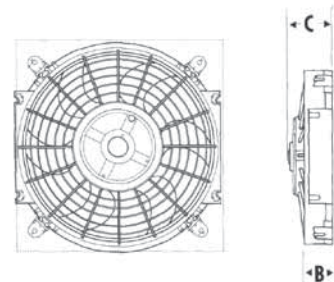
16" Super Duty Fans

#### Electric Fan Specification Chart

PART #	COLOR	DIAMETER	MOUNT AREA	B (IN.)	C (IN.)	CFM <sup>1</sup>	CFM <sup>2</sup>	AMPS
3711	BLACK	16	15-3/4 x 16-3/4	2	4-1/2	1,500	1,300	17
3712	RED	16	15-3/4 x 16-3/4	2	4-1/2	1,500	1,300	17
3713	YELLOW	16	15-3/4 x 16-3/4	2	4-1/2	1,500	1,300	17

<sup>1</sup> Cubic feet per minute free airflow.

<sup>2</sup> Cubic feet per minute airflow across a typical radiator.



### Dual Electric Fan Assembly

12V Dual Electric Fan Kit contains two twelve inch Rapid-Cool® / Thin-Line fans on an adjustable bracket. Ideal for supplemental cooling applications on larger vehicles including G.M. and Ford powered class "A" motorhomes.

#### FEATURES

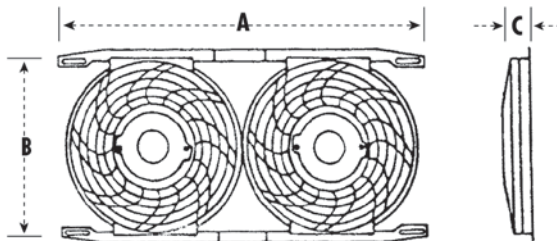
- REVERSIBLE PUSH/PULL OPERATION
- QUIET HIGH FLOW "S" BLADE DESIGN
- HIGH QUALITY, LONG LIFE MOTORS
- FULL FINGER GUARD SHROUD
- THIN, AERODYNAMIC PROFILE FOR APPLICATIONS WITH LIMITED SPACE
- COMPATIBLE WITH ALL HAYDEN FAN CONTROLLERS (FAN OPERATION CAN BE STAGGERED USING 226209 CONTROL)



226100

### Dual Electric Fan Specification Chart

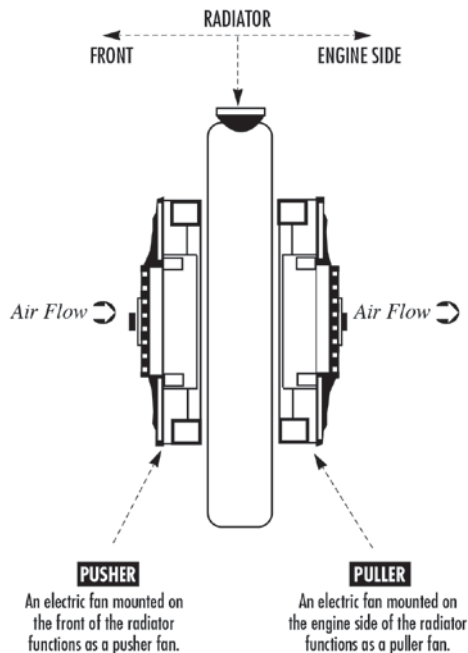
PART #	A	B	C	FREE AIRFLOW	RPM	AMP DRAW
226100	25-1/2-28-1/2	13-3/16	2-5/8	1600	2350	16.6



3801 — Powder Coated Brackets will mount two 10", 12", 14" or one 16" fan

ELECTRIC FANS

### Electric Fan Installation Guide



#### TO USE AS A PRIMARY COOLING FAN

- 1 Refer to application section to determine the recommended fan(s) for your specific engine.
- 2 Using the specification chart, verify that the recommended fan(s) will fit in the available space on your radiator/AC condenser core, allow 1" clearance between the nearest engine/vehicle component.
- 3 Use either an adjustable or preset fan control to operate up to two fans. A toggle switch, (not supplied) can also be used.  
**CAUTION:** Do not use fans smaller than those recommended, cooling problems may occur.

#### TO USE AS AN ADD-ON COOLING FAN

- 1 Measure the available space on the radiator/condenser where the fan is to be mounted. Allow at least 1" of clearance between the nearest engine/vehicle component.
- 2 Refer to the specification chart and determine the largest fan that will fit in the available space.
- 3 Use either an adjustable or preset fan control to operate up to two fans. A toggle switch (not supplied) may also be used.

# ELECTRIC FANS

## Technical Guide

### Ultra-Cool® High Performance Fans

Ultra-Cool® fans offer the highest airflow outputs in a very low profile. Under 3" thick, they fit a wide variety of primary and supplementary cooling applications including cars, trucks, SUVs and custom vehicles. The unique design allows the fans to be installed as either a pusher or a puller without having to reverse the blade or wiring. A powerful 130/270 watt two-speed motor provides high airflow even with thick or dense radiators.

#### FEATURES

AVAILABLE IN 12", 14" AND 17" SIZES


ULTRA-LOW PROFILE (2.6")

TWO-SPEED 130/270 WATT MOTOR

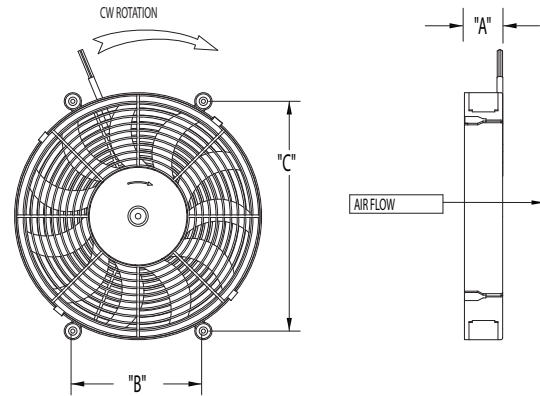
ONE ASSEMBLY FOR PUSHER OR PULLER MOUNTING

FULL FINGER GUARD SHROUD

COMPATIBLE WITH 226209 2-SPEED / 2-FAN CONTROLLER



Ultra-Cool® - High Performance Fans



### Ultra-Cool® Specification Chart

PART #	FAN/SPEED	A (IN.)	B (IN.)	C DIA. (IN.)	CFM <sup>1</sup>	CFM <sup>2</sup>	AMPS
3812	Low	2.6	11.6	12.8	1,250	1,100	17.5
	High	2.6	11.6	12.8	1,450	1,350	21.5
3814	Low	2.6	13.3	14.5	1,300	1,075	13.8
	High	2.6	13.3	14.5	1,700	1,500	23.0
3817	Low	2.6	15.7	16.9	1,725	1,500	17.0
	High	2.6	15.7	16.9	2,100	1,800	23.5


<sup>1</sup> Cubic feet per minute free airflow.

<sup>2</sup> Cubic feet per minute airflow across a typical radiator.

### Five Mounting Hardware Options Included:



Angle Bracket Mounts



Radiator Frame Rail Mounting




Angle Bracket Mount with Extender



Radiator Frame Rail Mount with Extender



Each kit includes these components.



Through Radiator Mounting

### 226209 Fan Controller

2-SPEED / 2-FAN CONTROLLER

FOR USE WITH ULTRA-COOL® HIGH PERFORMANCE FANS

ADJUSTABLE FROM 160°F – 210°F

PROBE INSTALLS INTO RADIATOR FINS



## Electric Fan Controller

Available in 5 different kits, these fan controls are compatible with our fans and original equipment fans. Four of these kits have adjustable temperature ranges while the fifth has a fixed operating range. The 226209 2-speed / 2-fan control is designed for use with our Ultra-Cool® 2-speed fans, but can also be used to stagger operation of two single speed fans. See table for complete operation specifications on each fan control kit.

## Electric Fan Controller Chart

PART #	TYPE	ADJUSTMENT RANGE °F	TEMPERATURE SETTING	PROBE TYPE	PROBE SIZE	A/C OVERRIDE	HYSTERESIS	LOAD CAPACITY	WIRE CONFIGURATION FOR:
226203	ADJUSTABLE	32–248 °F	160 °F	PUSH-IN	1/4" X 3"	NO	15 °F	16 AMPS	N/A
226204	ADJUSTABLE	160–210 °F	160 °F	PUSH-IN	3/16" X 2"	YES	10 °F	30 AMPS	TWO SINGLE SPEED FANS
226206	PRE-SET	N/A	185 °F	PUSH-IN	3/16" X 3"	YES	15 °F	30 AMPS	TWO SINGLE SPEED FANS
226208	ADJUSTABLE	160–210 °F	160 °F	THREAD-IN	1/8" MPT	YES	10 °F	30 AMPS	TWO SINGLE SPEED FANS
226209	ADJUSTABLE	160–210 °F	160 °F	PUSH-IN	3/16" X 2"	YES	10 °F	50 AMPS	FOUR SINGLE OR TWO DUAL SPEED FANS (1)

(1) Fan Control 226209 allows setting of the low speed temperature between 160–210 °F. The high speed is preset 10 °F above the low speed activation temperature.



Kit 226203



Kit 226204



Kit 226206



Kit 226208

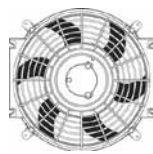


Kit 226209

# ELECTRIC FANS

## Application Guide

### RAPID-COOL®/THIN-LINE



### FAN CONTROLLERS



YEAR	TYPE	ENGINE CU.IN.	LITER	APPLICATION	PRIMARY COOLING (1)	ADD-ON COOLING (2)	PRESET	ECONO ADJUSTABLE	PREMIUM ADJUSTABLE PUSH-IN	PREMIUM ADJUSTABLE SCREW-IN
<b>ACURA CARS AND TRUCKS</b>										
10-96	V6	215	3.5	RL, SLX, MDX	226116 or 226216	226112	226206	226203	226204	226208
07-91	V6	196	3.2	CL, TL, LEGEND	226114	226112	226206	226203	226204	226208
05	V6	196	3.2	NSX	226114	226112	226206	226203	226204	226208
05	V6	184	3.0	NSX	226114	226112	226206	226203	226204	226208
03-91	V6	184	3.0	CL	226114	226112	226206	226203	226204	226208
90-87	V6	166	2.7	LEGEND	226114	226112	226206	226203	226204	226208
98-95	L5	154	2.5	TL, VIGOR	226114	226112	226206	226203	226204	226208
87-86	V6	154	2.5	LEGEND	226114	226112	226206	226203	226204	226208
99-98	L4	141	2.3	CL	226114	226112	226206	226203	226204	226208
10-98	L4	141	2.3	RDX						
10-05	L4	141	2.4	TSX						
09-02	L4	123	2.0	RSX	226112	226110	226206	226203	226204	226208
01-90	L4	111	1.8	INTEGRA	226112	226110	226206	226203	226204	226208
93-92	L4	104	1.7	INTEGRA	226112	226110	226206	226203	226204	226208
01-97	L4	98	1.6	EL	226112	226110	226206	226203	226204	226208
89-86	L4	98	1.6	INTEGRA	226112	226110	226206	226203	226204	226208
<b>AMC CARS (also See Jeep and Eagle)</b>										
74-71	V8	401	6.6	ALL MODELS	(3)	226110	226206	226203	226204	226208
78-70	V8	360	5.9	ALL MODELS	Two 226114's	226110	226206	226203	226204	226208
79-70	V8	304	5.0	ALL MODELS	Two 226114's	226110	226206	226203	226204	226208
83-71	L6	258	4.2	ALL MODELS	Two 226114's	226110	226206	226203	226204	226208
79-65	L6	232	3.8	ALL MODELS	Two 226114's	226110	226206	226203	226204	226208
70-65	L6	199	3.3	ALL MODELS	226116 or 226216	226112	226206	226203	226204	226208
84-80	L4	151	2.5	ALL MODELS	226114	226112	226206	226203	226204	226208
79-77	L4	122	2.0	ALL MODELS	226112	226110	226206	226203	226204	226208
<b>BUICK</b>										
76-70	V8	455	7.4	ALL MODELS	(3)	226114	226206	226203	226204	226208
69-63	V8	430	7.0	ALL MODELS	(3)	226114	226206	226203	226204	226208
79-77	V8	403	6.6	ALL MODELS	(3)	226114	226206	226203	226204	226208
67-60	V8	401	6.6	ALL MODELS	(3)	226114	226206	226203	226204	226208
75-69	V8	400	6.6	ALL MODELS	(3)	226114	226206	226203	226204	226208
96-94	V8	350	5.7 (P)	ROADMASTER	Two 226114's	226110	226206	226203	226204	226208
93-92	V8	350	5.7 (7)	ROADMASTER	Two 226114's	226110	226206	226203	226204	226208
85-80	V8	350	5.7 (N)	DIESEL	Two 226114's	226110	226206	226203	226204	226208
81	V8	350	5.7 (B)	ELECTRA	Two 226114's	226110	226206	226203	226204	226208
80-77	V8	350	5.7 (R)	ALL MODELS	Two 226114's	226110	226206	226203	226204	226208
80-78	V8	350	5.7 (X)	ELECTRA, LESABRE, RIVIERA	Two 226114's	226110	226206	226203	226204	226208
79-77	V8	350	5.7 (L)	CENTURY, REGAL, SKYLARK	Two 226114's	226110	226206	226203	226204	226208
77-72	V8	350	5.7 (H)	ALL MODELS	Two 226114's	226110	226206	226203	226204	226208
77-72	V8	350	5.7 (J)	ALL MODELS	Two 226114's	226110	226206	226203	226204	226208
72	V8	350	5.7 (K)	ALL MODELS	Two 226114's	226110	226206	226203	226204	226208
07-04	L6	256	5.3	RAINIER	(4)	226110	226206	226203	226204	226208
90-80	V8	307	5.0 (Y)	ALL MODELS	Two 226114's	226110	226206	226203	226204	226208
91	V8	305	5.0 (E)	ALL MODELS	Two 226114's	226110	226206	226203	226204	226208

**CAUTION: Do not use smaller fan(s) than those recommended. Cooling problems may result.**

(1) The recommended fan(s) for primary cooling are based on required airflow for that vehicle. Measure available core space to verify the fan(s) will fit. See page 97 for fan dimensions.

(2) For add-on cooling, use the largest fan that will fit. Allow 1" clearance between the fan and closest vehicle component. See electrical guide for fan dimensions.

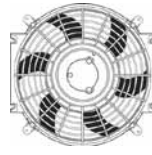
(3) Air volume requirements too large for electric fans. Use fan clutch. See Fan Clutch applications.

(4) Not recommended for electronic fan clutch replacement. See Fan Clutch applications.

# ELECTRIC FANS

## Application Guide

### RAPID-COOL®/THIN-LINE



### FAN CONTROLLERS



YEAR	ENGINE TYPE	CU.IN.	LITER	APPLICATION	PRIMARY COOLING (1)	ADD-ON COOLING (2)	PRESET	ECONO ADJUSTABLE	PREMIUM ADJUSTABLE PUSH-IN	PREMIUM ADJUSTABLE SCREW-IN
<b>BUICK (Cont'd)</b>										
87-78	V8	305	5.0 (H)	ALL MODELS	Two 226114's	226110	226206	226203	226204	226208
79	V8	305	5.0 (G)	ALL MODELS	Two 226114's	226110	226206	226203	226204	226208
78-77	V8	305	5.0 (U)	ALL MODELS	Two 226114's	226110	226206	226203	226204	226208
80-77	V8	301	4.9 (Y)	ALL MODELS	Two 226114's	226110	226206	226203	226204	226208
80-79	V8	301	4.9 (W)	ALL MODELS	Two 226114's	226110	226206	226203	226204	226208
67-64	V8	300	4.9	ALL MODELS	Two 226114's	226110	226206	226203	226204	226208
10-06	V8	281	4.6	LUCERNE	226114	226112	226206	226203	226204	226208
82-81	V8	267	4.4 (J)	ALL MODELS	226116 or 226216	226112	226206	226203	226204	226208
81-75	V6	260	4.3 (F)	GAS, ALL MODELS	226116 or 226216	226112	226206	226203	226204	226208
85-82	V6	260	4.3 (T)	DIESEL, ALL MODELS	226116 or 226216	226112	226206	226203	226204	226208
07-04	L6	256	4.2	RAINIER	(4)	226110	226206	226203	226204	226208
84-80	V6	252	4.1 (4)	ALL MODELS	226116 or 226216	226112	226206	226203	226204	226208
75-68	L6	250	4.1 (D)	ALL MODELS	226116 or 226216	226112	226206	226203	226204	226208
10-06	V6	237	3.9	TERRAZA, CXL, CX	Two 226114's	226110	226206	226203	226204	226208
05-01	V6	231	3.8	PARK AVENUE	Two 226114's	226110	226206	226203	226204	226208
05	V6	231	3.8	CENTURY	Two 226114's	226110	226206	226203	226204	226208
04-00	V6	231	3.8	REGAL	Two 226114's	226110	226206	226203	226204	226208
05-01	V6	231	3.8	LE SABRE	Two 226114's	226110	226206	226203	226204	226208
00	V6	231	3.8	PARK AVENUE, LE SABRE	Two 226114's	226110	226206	226203	226204	226208
99-90	V6	231	3.8	ALL MODELS	Two 226114's	226110	226206	226203	226204	226208
89-75	V6	231	3.8	INCLUDING TURBO	Two 226114's	226110	226206	226203	226204	226208
07-05	V6	231	3.8	ALLURE, LACROSSE, LUCERNE	Two 226114's	226110	226206	226203	226204	226208
07-05	V6	217	3.6	ALLURE, LACROSSE	Two 226114's	226110	226206	226203	226204	226208
06-04	V6	220	3.6	RENDEZVOUS ULTRA	Two 226114's	226110	226206	226203	226204	226208
06-05	V6	213	3.5	TERRAZA, CXL, CX	Two 226114's	226110	226206	226203	226204	226208
07-06	V6	213	3.5	RENDEZVOUS, ULTRA	Two 226114's	226110	226206	226203	226204	226208
05-02	V6	209	3.4	RENDEZVOUS	Two 226114's	226110	226206	226203	226204	226208
93-89	V6	204	3.3 (N)	ALL MODELS	226114	226112	226206	226203	226204	226208
79-78	V6	196	3.2	ALL MODELS	226114 or 226116	226110	226206	226203	226204	226208
03-01	V6	189	3.1	PARK AVENUE	226114 or 226116	226110	226206	226203	226204	226208
03-00	V6	189	3.1	CENTURY & REGAL	226114 or 226116	226110	226206	226203	226204	226208
03-01	V6	189	3.1	LE SABRE	226114 or 226116	226110	226206	226203	226204	226208
00	V6	189	3.1	PARK AVENUE, LE SABRE	226114 or 226116	226110	226206	226203	226204	226208
99-89	V6	189	3.1	ALL MODELS	226114 or 226116	226110	226206	226203	226204	226208
88-82	V6	181	3.0	ALL MODELS	226114 or 226116	226110	226206	226203	226204	226208
89-80	V6	173	2.8	ALL MODELS	226114	226112	226206	226203	226204	226208
92-88	L4	151	2.5	ALL MODELS	226114	226112	226206	226203	226204	226208
91-85	L4	151	2.5 (U)	ALL MODELS	226114	226112	226206	226203	226204	226208
92-82	L4	151	2.5 (R)	ALL MODELS	226114	226112	226206	226203	226204	226208
83-80	L4	151	2.5 (5)	ALL MODELS	226114	226112	226206	226203	226204	226208
98-96	L4	146	2.4	ALL MODELS	226114	226112	226206	226203	226204	226208
95-88	L4	138	2.3	ALL MODELS	226114	226112	226206	226203	226204	226208
96-93	L4	134	2.2	ALL MODELS	226114	226112	226206	226203	226204	226208
89-82	L4	122	2.0	ALL MODELS	226112	226110	226206	226203	226204	226208
86-82	L4	112	1.8	ALL MODELS	226112	226110	226206	226203	226204	226208

**CAUTION: Do not use smaller fan(s) than those recommended. Cooling problems may result.**

(1) The recommended fan(s) for primary cooling are based on required airflow for that vehicle. Measure available core space to verify the fan(s) will fit. See page 97 for fan dimensions.

(2) For add-on cooling, use the largest fan that will fit. Allow 1" clearance between the fan and closest vehicle component. See electrical guide for fan dimensions.

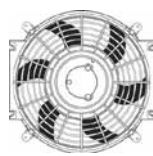
(3) Air volume requirements too large for electric fans. Use fan clutch. See Fan Clutch applications.

(4) Not recommended for electronic fan clutch replacement. See Fan Clutch applications.

# ELECTRIC FANS

## Application Guide

### RAPID-COOL®/THIN-LINE



### FAN CONTROLLERS



YEAR	TYPE	ENGINE CU.IN.	LITER	APPLICATION	PRIMARY COOLING (1)	ADD-ON COOLING (2)	PRESET	ECONO ADJUSTABLE	PREMIUM ADJUSTABLE PUSH-IN	PREMIUM ADJUSTABLE SCREW-IN
<b>CADILLAC</b>										
76-70	V8	500	8.2	ALL MODELS	(3)	226114	226206	226203	226204	226208
74-68	V8	472	7.7	ALL MODELS	(3)	226114	226206	226203	226204	226208
67-64	V8	429	7.0	ALL MODELS	(3)	226114	226206	226203	226204	226208
79-77	V8	425	7.0 (S)	ALL MODELS	(3)	226110	226206	226203	226204	226208
79-77	V8	425	7.0 (T)	ALL MODELS	(3)	226110	226206	226203	226204	226208
10-07	V8	364	6.2	ESCALADE, EXT, ESV	—	226114	226206	226203	226204	226208
07-02	V8	364	6.0	ESCALADE, EXT, ESV	Two 226114's	226114	226206	226203	226204	226208
84-80	V8	364	6.0 (9)	ALL MODELS	Two 226114's	226110	226206	226203	226204	226208
82-80	V8	364	6.0 (6)	ALL MODELS	Two 226114's	226110	226206	226203	226204	226208
00-99	V8	350	5.7 (R)	ESCALADE	Two 226114's	226110	226206	226203	226204	226208
96-94	V8	350	5.7 (P)	FLEETWOOD & INC. BROUGHAM	Two 226114's	226110	226206	226203	226204	226208
93-90	V8	350	5.7 (7)	FLEETWOOD & COMMERCIAL CHASSIS	Two 226114's	226110	226206	226203	226204	226208
85-75	V8	350	5.7 (N)	DIESEL, ALL MODELS	Two 226114's	226110	226206	226203	226204	226208
80	V8	350	5.7 (8)	ELDORADO & SEVILLE	Two 226114's	226110	226206	226203	226204	226208
79-76	V8	350	5.7 (R)	ELDORADO & SEVILLE	Two 226114's	226110	226206	226203	226204	226208
79	V8	350	5.7 (B)	ELDORADO & SEVILLE	Two 226114's	226110	226206	226203	226204	226208
05-02	V8	325	5.3	ESCALADE	Two 226114's	226110	226206	226203	226204	226208
90-87	V8	307	5.0 (9)	BROUGHAM	Two 226114's	226110	226206	226203	226204	226208
90-86	V8	307	5.0 (Y)	BROUGHAM	Two 226114's	226110	226206	226203	226204	226208
92-91	V8	305	5.0 (E)	BROUGHAM & COMMERCIAL CHASSIS	Two 226114's	226110	226206	226203	226204	226208
95-91	V8	300	4.9 (B)	ALL MODELS	226116 or 226216	226112	226206	226203	226204	226208
01-93	V8	281	4.6 (Y)	ALL MODELS	226116 or 226216	226112	226206	226203	226204	226208
03-01	V8	281	4.6 (9)	SEVILLE & DEVILLE	226116 or 226216	226112	226206	226203	226204	226208
10-01	V8	281	4.6 (9)	ALL MODELS	226116 or 226216	226112	226206	226203	226204	226208
92-88	V8	273	4.5 (3)	ALL MODELS	226116 or 226216	226112	226206	226203	226204	226208
85	V6	260	4.3 (T)	DEVILLE DIESEL	226116 or 226216	226112	226206	226203	226204	226208
88-82	V8	250	4.1 (8)	ALL MODELS	226116 or 226216	226112	226206	226203	226204	226208
82-80	V8	252	4.1 (4)	ALL MODELS	226116 or 226216	226112	226206	226203	226204	226208
01-97	V6	181	3.0 (R)	CATERA	226114	226112	226206	226203	226204	226208
88-85	V6	173	2.8 (W)	CIMMARON	226114	226112	226206	226203	226204	226208
86-83	L4	122	2.0 (P)	CIMMARON	226114	226112	226206	226203	226204	226208
82	L4	112	1.8 (G)	CIMMARON	226114	226112	226206	226203	226204	226208
<b>CHEVROLET CARS</b>										
76-69	V8	454	7.4	ALL MODELS	(3)	226114	226206	226203	226204	226208
69-66	V8	427	7.0	ALL MODELS	(3)	226114	226206	226203	226204	226208
65-61	V8	409	6.7	ALL MODELS	(3)	226114	226206	226203	226204	226208
72-70	V8	402	6.6	ALL MODELS	(3)	226114	226206	226203	226204	226208
76-70	V8	400	6.6	ALL MODELS	(3)	226114	226206	226203	226204	226208
70-69	V8	396	6.5	ALL MODELS	(3)	226114	226206	226203	226204	226208
68	V8	396	6.5	ALL MODELS	(3)	226114	226206	226203	226204	226208
03-98	V8	350	5.7 (G)	CAMARO	Two 226114's	226110	226206	226203	226204	226208
04-97	V8	350	5.7	CORVETTE	Two 226114's	226110	226206	226203	226204	226208
96-94	V8	350	5.7 (P)	IMPALA SS	Two 226114's	226110	226206	226203	226204	226208
96-92	V8	350	5.7 (P)	CORVETTE	Two 226114's	226110	226206	226203	226204	226208

**CAUTION: Do not use smaller fan(s) than those recommended. Cooling problems may result.**

(1) The recommended fan(s) for primary cooling are based on required airflow for that vehicle. Measure available core space to verify the fan(s) will fit. See page 97 for fan dimensions.

(2) For add-on cooling, use the largest fan that will fit. Allow 1" clearance between the fan and closest vehicle component. See electrical guide for fan dimensions.

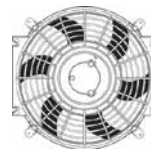
(3) Air volume requirements too large for electric fans. Use fan clutch. See Fan Clutch applications.

(4) Not recommended for electronic fan clutch replacement. See Fan Clutch applications.

# ELECTRIC FANS

## Application Guide

RAPID-COOL®/THIN-LINE



FAN CONTROLLERS



YEAR	ENGINE TYPE	CU. IN.	LITER	APPLICATION	PRIMARY COOLING (1)	ADD-ON COOLING (2)	PRESET	ECONO ADJUSTABLE	PREMIUM ADJUSTABLE PUSH-IN	PREMIUM ADJUSTABLE SCREW-IN
<b>CHEVROLET CARS (Cont'd)</b>										
95-90	V8	350	5.7 (J)	CORVETTE	Two 226114's	226110	226206	226203	226204	226208
91-79	V8	350	5.7 (8)	CORVETTE	Two 226114's	226110	226206	226203	226204	226208
93-89	V8	350	5.7 (7)	CAPRICE	Two 226114's	226110	226206	226203	226204	226208
92-87	V8	350	5.7 (8)	CAMARO	Two 226114's	226110	226206	226203	226204	226208
88-80	V8	350	5.7 (6)	CAPRICE, IMPALA, CORVETTE	Two 226114's	226110	226206	226203	226204	226208
85-80	V8	350	5.7 (N)	ALL DIESEL	Two 226114's	226110	226206	226203	226204	226208
82-74	V8	350	5.7 (K)	ALL MODELS	Two 226114's	226110	226206	226203	226204	226208
79-78	V8	350	5.7 (4)	MALIBU, CORVETTE	Two 226114's	226110	226206	226203	226204	226208
78-72	V8	350	5.7 (H)	ALL MODELS	Two 226114's	226110	226206	226203	226204	226208
77-76	V8	350	5.7 (X)	CORVETTE	Two 226114's	226110	226206	226203	226204	226208
76	V8	350	5.7 (V)	ALL MODELS	Two 226114's	226110	226206	226203	226204	226208
75-74	V8	350	5.7 (T)	CAMARO, CORVETTE	Two 226114's	226110	226206	226203	226204	226208
75-72	V8	350	5.7 (J)	ALL MODELS	Two 226114's	226110	226206	226203	226204	226208
74-72	V8	350	5.7 (K)	ALL MODELS	Two 226114's	226110	226206	226203	226204	226208
71-67	V8	350	5.7	ALL MODELS	Two 226114's	226110	226206	226203	226204	226208
61-60	V8	348	5.7	ALL MODELS	Two 226114's	226110	226206	226203	226204	226208
69-62	V8	327	5.4	ALL MODELS	Two 226114's	226110	226206	226203	226204	226208
90-86	V8	307	5.0 (Y)	CAPRICE	Two 226114's	226110	226206	226203	226204	226208
73-68	V8	307	5.0	ALL MODELS	Two 226114's	226110	226206	226203	226204	226208
93-90	V8	305	5.0 (E)	ALL MODELS	Two 226114's	226110	226206	226203	226204	226208
89-76	V8	305	5.0	ALL MODELS	Two 226114's	226110	226206	226203	226204	226208
68-67	V8	302	5.0	CAMARO	Two 226114's	226110	226206	226203	226204	226208
67-60	V8	283	4.6	ALL MODELS	Two 226114's	226110	226206	226203	226204	226208
82-79	V8	267	4.4	ALL MODELS	Two 226114's	226110	226206	226203	226204	226208
96-94	V8	265	4.3 (W)	CAPRICE	226116 or 226216	226112	226206	226203	226204	226208
93-85	V6	262	4.3 (Z)	ALL MODELS	226116 or 226216	226112	226206	226203	226204	226208
76-75	V6	262	4.3 (G)	MONZA, VEGA, NOVA	226116 or 226216	226112	226206	226203	226204	226208
85-82	V6	260	4.3 (T)	ALL DIESEL MODELS	226116 or 226216	226112	226206	226203	226204	226208
79-65	L6	250	4.1	ALL MODELS	Two 226114's	226110	226206	226203	226204	226208
62-61	L6	235	3.9	ALL MODELS	Two 226114's	226110	226206	226203	226204	226208
03-02	V6	231	3.8	MONTE CARLO, IMPALA	Two 226114's	226110	226206	226203	226204	226208
05-00	V6	231	3.8	LUMINA, MONTE CARLO, IMPALA	Two 226114's	226110	226206	226203	226204	226208
99-00	V6	231	3.8	ALL MODELS	Two 226114's	226110	226206	226203	226204	226208
99-90	V6	231	3.8	ALL MODELS	Two 226114's	226110	226206	226203	226204	226208
01-90	V6	231	3.8	ALL MODELS	Two 226114's	226110	226206	226203	226204	226208
89-78	V6	231	3.8	ALL MODELS	Two 226114's	226110	226206	226203	226204	226208
70-63	L6	230	3.8	ALL MODELS	Two 226114's	226110	226206	226203	226204	226208
03-02	V6	207	3.4	MONTE CARLO, IMPALA	226114 or 226116	226110	226206	226203	226204	226208
05-01	V6	207	3.4	LUMINA, MONTE CARLO, IMPALA	226114 or 226116	226110	226206	226203	226204	226208
01-00	V6	207	3.4	VENTURE APV	226114 or 226116	226110	226206	226203	226204	226208
99-91	V6	207	3.4	ALL MODELS	226114 or 226116	226110	226206	226203	226204	226208
79-78	V6	200	3.3	ALL MODELS	226114 or 226116	226110	226206	226203	226204	226208
79-78	V6	196	3.2	ALL MODELS	226114 or 226116	226110	226206	226203	226204	226208
66-62	L6	194	3.2	ALL MODELS	226114 or 226116	226110	226206	226203	226204	226208
03-90	V6	189	3.1	ALL MODELS	226114 or 226116	226110	226206	226203	226204	226208

**CAUTION: Do not use smaller fan(s) than those recommended. Cooling problems may result.**

(1) The recommended fan(s) for primary cooling are based on required airflow for that vehicle. Measure available core space to verify the fan(s) will fit. See page 97 for fan dimensions.

(2) For add-on cooling, use the largest fan that will fit. Allow 1" clearance between the fan and closest vehicle component. See electrical guide for fan dimensions.

(3) Air volume requirements too large for electric fans. Use fan clutch. See Fan Clutch applications.

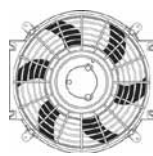
(4) Not recommended for electronic fan clutch replacement. See Fan Clutch applications.



# ELECTRIC FANS

## Application Guide

### RAPID-COOL®/THIN-LINE



### FAN CONTROLLERS



YEAR	TYPE	ENGINE CU.IN.	LITER	APPLICATION	PRIMARY COOLING (1)	ADD-ON COOLING (2)	PRESET	ECONO ADJUSTABLE	PREMIUM ADJUSTABLE PUSH-IN	PREMIUM ADJUSTABLE SCREW-IN
<b>CHEVROLET CARS (Cont'd)</b>										
89-80	V6	173	2.8	ALL MODELS	226114	226112	226206	226203	226204	226208
92-82	L4	151	2.5 (R)	ALL MODELS	226114	226112	226206	226203	226204	226208
86-82	L4	151	2.5 (2)	CAMARO	226114	226112	226206	226203	226204	226208
83-80	L4	151	2.5 (5)	CELEBRITY, CITATION	226114	226112	226206	226203	226204	226208
79-78	L4	151	2.5 (1)	MONZA	226114	226112	226206	226203	226204	226208
79	L4	151	2.5 (9)	MONZA	226114	226112	226206	226203	226204	226208
83-82	L4	151	2.5 (F)	CAMARO	226114	226112	226206	226203	226204	226208
90-82	L4	151	2.5 (R)	CELEBRITY	226114	226112	226206	226203	226204	226208
85-82	L4	151	2.5 (R)	CITATION	226114	226112	226206	226203	226204	226208
92-90	L4	151	2.5 (R)	LUMINA	226114	226112	226206	226203	226204	226208
80-78	L4	151	2.5 (V)	MONZA	226114	226112	226206	226203	226204	226208
70-62	L4	151	2.5 (V)	ALL MODELS	226114	226112	226206	226203	226204	226208
02-96	L4	146	2.4	ALL MODELS	226114	226112	226206	226203	226204	226208
94-90	L4	140	2.3	ALL MODELS	226114	226112	226206	226203	226204	226208
76-71	L4	140	2.3	ALL MODELS	226114	226112	226206	226203	226204	226208
04-90	L4	134	2.2	ALL MODELS	226114	226112	226206	226203	226204	226208
89-83	L4	122	2.0	ALL MODELS	226112	226110	226206	226203	226204	226208
01-98	L4	112	1.8	ALL MODELS	226112	226110	226206	226203	226204	226208
<b>CHEVROLET/GMC TRUCKS AND SUVs</b>										
07-06	V8	496	8.1	TRUCKS	—	226114	226206	226203	226204	226208
05-01	V8	496	8.1	TRUCKS	(3)	226114	226206	226203	226204	226208
00-96	V8	454	7.4	TRUCKS, SUBURBAN, BLAZER, JIMMY	(3)	226110	226206	226203	226204	226208
99-96	V8	454	7.4	MOTORHOME, P-30 CHASSIS	(3)	226116 or 226216	226206	226203	226204	226208
95-73	V8	454	7.4	TRUCKS, SUBURBAN, BLAZER, JIMMY	(3)	226114	226206	226203	226204	226208
95-80	V8	454	7.4	MOTORHOME, P-30 CHASSIS	(3)	226116 or 226216	226206	226203	226204	226208
80-73	V8	454	7.4	MOTORHOME, P-30 CHASSIS	(3)	226116 or 226216	226206	226203	226204	226208
65-62	V8	409	6.7	ALL TRUCKS	(3)	226114	226206	226203	226204	226208
10-01	V8	400	6.6 (1)	TURBO DIESEL SILVERADO, SIERRA	(3)	226114	226206	226203	226204	226208
80-70	V8	400	6.6	TRUCK, SUBURBAN, BLAZER, JIMMY	(3)	226114	226206	226203	226204	226208
69-68	V8	396	6.5	TRUCKS AND SUBURBANS	(3)	226114	226206	226203	226204	226208
02-96	V8	395	6.5	DIESEL, ALL TRUCKS	(3)	226114	226206	226203	226204	226208
95-92	V8	395	6.5	DIESEL, ALL TRUCKS	(3)	226114	226206	226203	226204	226208
93-82	V8	379	6.2	DIESEL, ALL TRUCKS	(3)	226114	226206	226203	226204	226208
05-03	V8	364	6.0	SSR	(4)	226114	226206	226203	226204	226208
10-04	V8	364	6.0	ALL TRUCKS, & SUBURBANS	Two 226114's	226114	226206	226203	226204	226208
03-99	V8	364	6.0	ALL TRUCKS, & SUBURBANS	Two 226114's	226114	226206	226203	226204	226208
02-96	V8	350	5.7	FOUR WHEEL DRIVE TRUCKS	Two 226114's	226114	226206	226203	226204	226208
02-96	V8	350	5.7	TWO WHEEL DRIVE TRUCKS	Two 226114's	226114	226206	226203	226204	226208
95-69	V8	350	5.7	TWO WHEEL DRIVE TRUCKS	Two 226114's	226114	226206	226203	226204	226208
95-88	V8	350	5.7	FOUR WHEEL DRIVE TRUCKS	Two 226114's	226114	226206	226203	226204	226208
87-69	V8	350	5.7	FOUR WHEEL DRIVE TRUCKS	Two 226114's	226114	226206	226203	226204	226208
81-78	V8	350	5.7	DIESEL	Two 226114's	226114	226206	226203	226204	226208

**CAUTION: Do not use smaller fan(s) than those recommended. Cooling problems may result.**

(1) The recommended fan(s) for primary cooling are based on required airflow for that vehicle. Measure available core space to verify the fan(s) will fit. See page 97 for fan dimensions.

(2) For add-on cooling, use the largest fan that will fit. Allow 1" clearance between the fan and closest vehicle component. See electrical guide for fan dimensions.

(3) Air volume requirements too large for electric fans. Use fan clutch. See Fan Clutch applications.


(4) Not recommended for electronic fan clutch replacement. See Fan Clutch applications.

# ELECTRIC FANS

## Application Guide

RAPID-COOL®/THIN-LINE

FAN CONTROLLERS



YEAR	ENGINE TYPE	CU.IN.	LITER	APPLICATION	PRIMARY COOLING (1)	ADD-ON COOLING (2)	PRESET	ECONO ADJUSTABLE	PREMIUM ADJUSTABLE PUSH-IN	PREMIUM ADJUSTABLE SCREW-IN
<b>CHEVROLET/GMC TRUCKS AND SUVs (Cont'd)</b>										
08-02	V8	323	5.3	TRAILBLAZER, ENVOY	(4)	226114	226206	226203	226204	226208
10-04	V8	323	5.3	EXCEPT, TRAILBLAZER, ENVOY	Two 226114's	226114	226206	226203	226204	226208
73-68	V8	307	5.0	ALL TRUCKS	Two 226114's	226114	226206	226203	226204	226208
98-96	V8	305	5.0	FOUR WHEEL DRIVE TRUCKS	Two 226114's	226114	226206	226203	226204	226208
95-88	V8	305	5.0	FOUR WHEEL DRIVE TRUCKS	Two 226114's	226114	226206	226203	226204	226208
98-96	V8	305	5.0	TWO WHEEL DRIVE TRUCKS	Two 226114's	226114	226206	226203	226204	226208
95-76	V8	305	5.0	TWO WHEEL DRIVE TRUCKS	Two 226114's	226114	226206	226203	226204	226208
87-76	V8	305	5.0	FOUR WHEEL DRIVE TRUCKS	Two 226114's	226114	226206	226203	226204	226208
10-06	V8	294	4.8	ALL FULL SIZE TRUCKS	—	226114	226206	226203	226204	226208
05-99	V8	294	4.8	ALL FULL SIZE TRUCKS	Two 226114's	226114	226206	226203	226204	226208
88-63	L6	292	4.8	ALL TRUCKS	Two 226114's	226114	226206	226203	226204	226208
05-96	V6	262	4.3	ALL FULL SIZE TRUCKS	Two 226114's	226114	226206	226203	226204	226208
95-85	V6	262	4.3	ALL FULL SIZE TRUCKS	Two 226114's	226114	226206	226203	226204	226208
02-96	V6	262	4.3	ALL S10/S15 MID SIZE TRUCKS	Two 226114's	226112	226206	226203	226204	226208
95-88	V6	262	4.3	ALL S10/S15 MID SIZE TRUCKS	Two 226114's	226112	226206	226203	226204	226208
07-02	L6	258	4.2	TRAILBLAZER, ENVOY AND SSR	(4)	226112	226206	226203	226204	226208
84-66	L6	250	4.1	ALL TRUCKS	Two 226114's	226112	226206	226203	226204	226208
69-63	L6	230	2.8	ALL TRUCKS	Two 226114's	226110	226206	226203	226204	226208
10-07	L5	227	3.7	CANYON & COLORADO	226114	226112	226206	226203	226204	226208
06-04	L5	211	3.5	CANYON & COLORADO	226114	226112	226206	226203	226204	226208
07-05	V6	207	3.4	EQUINOX, LT, LS	226114	226112	226206	226203	226204	226208
10-07	L4	178	2.9	CANYON & COLORADO	226114	226112	226206	226203	226204	226208
06-04	L4	169	2.8	CANYON & COLORADO	226114	226112	226206	226203	226204	226208
93-82	V6	171	2.8	ALL S10/S15 MID SIZE TRUCKS	226114	226112	226206	226203	226204	226208
04-01	V6	150	2.5	TRACKER	226114	226112	226206	226203	226204	226208
93-85	L4	150	2.5	ALL S10/S15 MID SIZE TRUCKS	226114	226112	226206	226203	226204	226208
03-98	L4	135	2.2	ALL S10/S15 MID SIZE TRUCKS	226114	226112	226206	226203	226204	226208
97-94	L4	135	2.2	ALL S10/S15 MID SIZE TRUCKS	226114	226112	226206	226203	226204	226208
82-81	L4	135	2.2	LUV DIESEL	226114	226112	226206	226203	226204	226208
84-83	L4	122	2.0	ALL S10/S15 MID SIZE TRUCKS	226112	226110	226206	226203	226204	226208
85-82	L4	118	1.9	ALL S10/S15 MID SIZE TRUCKS	226112	226110	226206	226203	226204	226208
82-72	L4	110	1.8	LUV PICK-UP	226112	226110	226206	226203	226204	226208
<b>CHEVROLET &amp; GMC VANS (including P30 Chassis Vans)</b>										
02-01	V8	496	8.1	EXPRESS/ SAVANA VANS	(3)	226114	226206	226203	226204	226208
00-96	V8	454	7.4	VANS	(3)	226110	226206	226203	226204	226208
95-70	V8	454	7.4	VAN	(3)	226114	226206	226203	226204	226208
99-96	V8	454	7.4	MOTORHOME, P-30 CHASSIS	(3)	226116 or 226216	226206	226203	226204	226208
99-96	V8	454	7.4	EXPRESS & SAVANA VANS	(3)	226110	226206	226203	226204	226208
95-80	V8	454	7.4	MOTORHOME, P-30 CHASSIS	(3)	226116 or 226216	226206	226203	226204	226208
80-70	V8	454	7.4	MOTORHOME, P-30 CHASSIS	(3)	226116 or 226216	226206	226203	226204	226208
10-06	V8	400	6.6	EXPRESS & SAVANA VANS	(3)	226114	226206	226203	226204	226208
80-72	V8	400	6.6	VANS	(3)	226114	226206	226203	226204	226208

**CAUTION: Do not use smaller fan(s) than those recommended. Cooling problems may result.**

(1) The recommended fan(s) for primary cooling are based on required airflow for that vehicle. Measure available core space to verify the fan(s) will fit. See page 97 for fan dimensions.

(2) For add-on cooling, use the largest fan that will fit. Allow 1" clearance between the fan and closest vehicle component. See electrical guide for fan dimensions.

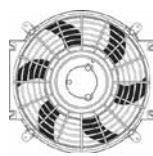
(3) Air volume requirements too large for electric fans. Use fan clutch. See Fan Clutch applications.

(4) Not recommended for electronic fan clutch replacement. See Fan Clutch applications.

# ELECTRIC FANS

## Application Guide

RAPID-COOL®/THIN-LINE



FAN CONTROLLERS



YEAR	TYPE	ENGINE CU.IN.	LITER	APPLICATION	PRIMARY COOLING (1)	ADD-ON COOLING (2)	PRESET	ECONO ADJUSTABLE	PREMIUM ADJUSTABLE PUSH-IN	PREMIUM ADJUSTABLE SCREW-IN
------	------	---------------	-------	-------------	---------------------	--------------------	--------	------------------	----------------------------	-----------------------------

### CHEVROLET & GMC VANS (including P30 Chassis Vans) (Cont'd)

02-96	V8	395	6.5	DIESEL, VANS INC. EXPRESS & SAVANA	(3)	226114	226206	226203	226204	226208
95-94	V8	395	6.5	DIESEL, ALL VANS INCLUDING P3500	(3)	226114	226206	226203	226204	226208
93-82	V8	379	6.2	ALL VANS	(3)	226114	226206	226203	226204	226208
10-03	V8	368	6.0	EXPRESS & SAVANA VANS	Two 226114's	226114	226206	226203	226204	226208
02-96	V8	350	5.7	VANS, INC EXPRESS & SAVANA VANS	Two 226114's	226114	226206	226203	226204	226208
95-70	V8	350	5.7	VANS	Two 226114's	226114	226206	226203	226204	226208
80-70	V8	350	5.7	CLASS C MOTORHOME	Two 226114's	226114	226206	226203	226204	226208
67	V8	327	5.4	VANS	Two 226114's	226114	226206	226203	226204	226208
10-03	V8	323	5.3	EXPRESS & SAVANA VANS	Two 226114's	226114	226206	226203	226204	226208
73-68	V8	307	5.0	VANS	Two 226114's	226114	226206	226203	226204	226208
02-96	V8	305	5.0	EXPRESS & SAVANA VANS	Two 226114's	226114	226206	226203	226204	226208
95-77	V8	305	5.0	VANS	Two 226114's	226114	226206	226203	226204	226208
07-03	V8	295	4.8	EXPRESS & SAVANA VANS	Two 226114's	226114	226206	226203	226204	226208
89-66	L6	292	4.8	VANS	Two 226114's	226114	226206	226203	226204	226208
05-96	V6	262	4.3	ASTRO & SAFARI VANS	Two 226114's	226114	226206	226203	226204	226208
95-91	V6	262	4.3	ASTRO & SAFARI VANS	Two 226114's	226114	226206	226203	226204	226208
90-85	V6	262	4.3	ASTRO & SAFARI VANS	Two 226114's	226114	226206	226203	226204	226208
10-96	V6	262	4.3	EXPRESS \ SAVANA & G10-30 VANS	Two 226114's	226114	226206	226203	226204	226208
95-85	V6	262	4.3	G10- 30 VANS	Two 226114's	226114	226206	226203	226204	226208
84-66	L6	250	4.1	VANS	Two 226114's	226112	226206	226203	226204	226208
07-06	V6	237	3.9	UPLANDER	Two 226114's	226112	226206	226203	226204	226208
69-63	L6	230	3.8	VANS	Two 226114's	226112	226206	226203	226204	226208
06-05	V6	213	3.5	UPLANDER	Two 226114's	226112	226206	226203	226204	226208
90-85	L4	151	2.5	ASTRO/ SAFARI VANS	226114	226112	226206	226203	226204	226208

### CHRYSLER CARS AND MINI VANS

78-66	V8	440	7.2	ALL MODELS	(3)	226114	226206	226203	226204	226208
63	V8	426	7.0	ALL MODELS	(3)	226114	226206	226203	226204	226208
65-60	V8	413	6.8	ALL MODELS	(3)	226114	226206	226203	226204	226208
78-72	V8	400	6.6	ALL MODELS	(3)	226114	226206	226203	226204	226208
71-60	V8	383	6.3	ALL MODELS	(3)	226114	226206	226203	226204	226208
64-61	V8	361	5.9	ALL MODELS	Two 226114's	226110	226206	226203	226204	226208
80-71	V8	360	5.9	ALL MODELS	Two 226114's	226110	226206	226203	226204	226208
89-75	V8	318	5.2	ALL MODELS	Two 226114's	226110	226206	226203	226204	226208
07	V8	241	4.0	PACIFICA	Two 226114's	226110	226206	226203	226204	226208
05-07	V8	230	3.8	PACIFICA	Two 226114's	226110	226206	226203	226204	226208
07-94	V6	230	3.8	TOWN & COUNTRY	Two 226114's	226110	226206	226203	226204	226208
93-91	V6	230	3.8	NEW YORKER, IMPERIAL	Two 226114's	226110	226206	226203	226204	226208
83-78	L6	225	3.7	ALL MODELS	Two 226114's	226110	226206	226203	226204	226208
06-05	V6	215	3.5	PACIFICA	Two 226114's	226110	226206	226203	226204	226208
10-93	V6	215	3.5	ALL MODELS	226114 or 226116	226110	226206	226203	226204	226208
10-90	V6	201	3.3	ALL MODELS	226114 or 226116	226110	226206	226203	226204	226208
01-98	V6	197	3.2	CONCORDE, INTREPID	226114 or 226116	226110	226206	226203	226204	226208
03-98	V6	181	3.0	ALL MODELS	226114 or 226116	226110	226206	226203	226204	226208
10-98	V6	167	2.7	CONCORDE, INTREPID	226114	226112	226206	226203	226204	226208
89-82	L4	156	2.6	ALL MODELS	226114	226112	226206	226203	226204	226208

**CAUTION: Do not use smaller fan(s) than those recommended. Cooling problems may result.**

(1) The recommended fan(s) for primary cooling are based on required airflow for that vehicle. Measure available core space to verify the fan(s) will fit. See page 97 for fan dimensions.

(2) For add-on cooling, use the largest fan that will fit. Allow 1" clearance between the fan and closest vehicle component. See electrical guide for fan dimensions.


(3) Air volume requirements too large for electric fans. Use fan clutch. See Fan Clutch applications.

(4) Not recommended for electronic fan clutch replacement. See Fan Clutch applications.

# ELECTRIC FANS

## Application Guide

### RAPID-COOL®/THIN-LINE



### FAN CONTROLLERS



YEAR	ENGINE TYPE	CU.IN.	LITER	APPLICATION	PRIMARY COOLING (1)	ADD-ON COOLING (2)	PRESET	ECONO ADJUSTABLE	PREMIUM ADJUSTABLE PUSH-IN	PREMIUM ADJUSTABLE SCREW-IN
<b>CHRYSLER CARS AND MINI VANS (Cont'd)</b>										
00-86	L4	153	2.5	ALL MODELS	226114	226112	226206	226203	226204	226208
03-95	L4	148	2.4	ALL MODELS	226114	226112	226206	226203	226204	226208
93-82	L4	135	2.2	ALL MODELS	226114	226112	226206	226203	226204	226208
00-95	L4	122	2.0	ALL MODELS	226112	226110	226206	226203	226204	226208
<b>DODGE CARS AND MINI VANS</b>										
78-66	V8	440	7.2	ALL MODELS	(3)	226114	226206	226203	226204	226208
71-63	V8	426	7.0	ALL MODELS	(3)	226114	226206	226203	226204	226208
78-72	V8	400	6.6	ALL MODELS	(3)	226114	226206	226203	226204	226208
71-60	V8	383	6.3	ALL MODELS	(3)	226114	226206	226203	226204	226208
64-61	V8	361	5.9	ALL MODELS	Two 226114's	226110	226206	226203	226204	226208
80-68	V8	360	5.9	ALL MODELS	Two 226114's	226110	226206	226203	226204	226208
73-68	V8	340	5.6	ALL MODELS	Two 226114's	226110	226206	226203	226204	226208
89-60	V8	318	5.2	ALL MODELS	Two 226114's	226110	226206	226203	226204	226208
69-64	V8	273	4.5	ALL MODELS	Two 226114's	226110	226206	226203	226204	226208
03-94	V6	230	3.8	CARAVAN & GRAND CARAVAN	Two 226114's	226110	226206	226203	226204	226208
83-60	L6	225	3.7	ALL MODELS	Two 226114's	226110	226206	226203	226204	226208
03-93	V6	215	3.5	INTREPID & CARAVANS	226114 or 226116	226110	226206	226203	226204	226208
10-90	V6	201	3.3	ALL MODELS	226114 or 226116	226110	226206	226203	226204	226208
01-98	V6	197	3.2	INTREPID	226114 or 226116	226110	226206	226203	226204	226208
74-70	L6	198	3.2	ALL MODELS	226114 or 226116	226110	226206	226203	226204	226208
03-97	V6	181	3.0	ALL MODELS	226114 or 226116	226110	226206	226203	226204	226208
69-60	L6	170	2.8	ALL MODELS	226114	226112	226206	226203	226204	226208
03-97	V6	167	2.7	ALL MODELS	226114	226112	226206	226203	226204	226208
87-78	L4	156	2.6	ALL MODELS	226114	226112	226206	226203	226204	226208
00-86	L4	153	2.5	ALL MODELS	226114	226112	226206	226203	226204	226208
07-92	L4	148	2.4	ALL MODELS	226114	226112	226206	226203	226204	226208
93-81	L4	135	2.2	ALL MODELS	226114	226112	226206	226203	226204	226208
03-84	L4	122	2.0	ALL MODELS	226112	226110	226206	226203	226204	226208
77-74	L4	122	2.0	ALL MODELS	226112	226110	226206	226203	226204	226208
94-89	L4	112	1.8	ALL MODELS	226112	226110	226206	226203	226204	226208
83-78	L4	104	1.7	ALL MODELS	226112	226110	226206	226203	226204	226208
90-71	L4	98	1.6	ALL MODELS	226112	226110	226206	226203	226204	226208
94-85	L4	90	1.5	ALL MODELS	226112	226110	226206	226203	226204	226208
84-79	L4	86	1.4	ALL MODELS	226112	226110	226206	226203	226204	226208
<b>DODGE TRUCKS</b>										
05-94	V10	492	8.0	RAM 2500-3500 PICKUPS	(3)	226114	226206	226203	226204	226208
78-73	V8	440	7.2	ALL TRUCK & MOTORHOME MODELS	(3)	226114	226206	226203	226204	226208
78-71	V8	400	6.6	ALL TRUCK MODELS	(3)	226114	226206	226203	226204	226208
67-63	V8	383	6.4	ALL TRUCK MODELS	(3)	226114	226206	226203	226204	226208
71-68	V8	383	6.3	ALL TRUCK MODELS	(3)	226114	226206	226203	226204	226208
10-89	L6	359	5.9	CUMMINS TURBO DIESEL	(3)	226114	226206	226203	226204	226208
03-99	V8	360	5.9	ALL GAS MODELS	Two 226114's	226114	226206	226203	226204	226208
98-68	V8	360	5.9	ALL TRUCK & MOTORHOME MODELS	Two 226114's	226114	226206	226203	226204	226208
10-03	V8	350	5.7	ALL TRUCK MODELS	Two 226114's	226114	226206	226203	226204	226208

**CAUTION: Do not use smaller fan(s) than those recommended. Cooling problems may result.**

(1) The recommended fan(s) for primary cooling are based on required airflow for that vehicle. Measure available core space to verify the fan(s) will fit. See page 97 for fan dimensions.

(2) For add-on cooling, use the largest fan that will fit. Allow 1" clearance between the fan and closest vehicle component. See electrical guide for fan dimensions.

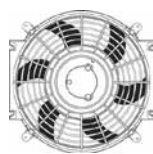
(3) Air volume requirements too large for electric fans. Use fan clutch. See Fan Clutch applications.

(4) Not recommended for electronic fan clutch replacement. See Fan Clutch applications.

# ELECTRIC FANS

## Application Guide

### RAPID-COOL®/THIN-LINE



### FAN CONTROLLERS



YEAR	ENGINE TYPE	CU.IN.	LITER	APPLICATION	PRIMARY COOLING (1)	ADD-ON COOLING (2)	PRESET	ECONO ADJUSTABLE	PREMIUM ADJUSTABLE PUSH-IN	PREMIUM ADJUSTABLE SCREW-IN
<b>DODGE TRUCKS (Cont'd)</b>										
03-99	V8	318	5.2	ALL TRUCK & MOTORHOME MODELS	Two 226114's	226114	226206	226203	226204	226208
98-94	V8	318	5.2	ALL TRUCK MODELS	Two 226114's	226114	226206	226203	226204	226208
93-60	V8	318	5.2	ALL TRUCK & MOTORHOME MODELS	Two 226114's	226114	226206	226203	226204	226208
10-99	V8	285	4.7	DAKOTA, DURANGO, & RAM TRUCKS	Two 226114's	226112	226206	226203	226204	226208
05-99	V6	239	3.9	DAKOTA, DURANGO, & RAM TRUCKS	Two 226114's	226112	226206	226203	226204	226208
98-94	V6	239	3.9	ALL TRUCK MODELS	Two 226114's	226112	226206	226203	226204	226208
93-87	V6	239	3.9	ALL TRUCK MODELS	Two 226114's	226112	226206	226203	226204	226208
10-02	V6	225	3.7	RAM PICKUPS	Two 226114's	226112	226206	226203	226204	226208
87-60	L6	225	3.7	ALL TRUCK MODELS	Two 226114's	226112	226206	226203	226204	226208
91-87	V6	181	3.0	MINI RAM, RAM 50	226114 or 226116	226112	226206	226203	226204	226208
89-79	L4	156	2.6	D 50, MINI RAM, RAIDER	226114	226112	226206	226203	226204	226208
02-87	L4	153	2.5	DAKOTA, MINI RAM	226114	226112	226206	226203	226204	226208
93-90	L4	148	2.4	RAM 50	226114	226112	226206	226203	226204	226208
85-83	L4	143	2.3	RAM 50 DIESEL	226114	226112	226206	226203	226204	226208
88-82	L4	135	2.2	MINI RAM, RAMPAGE	226114	226112	226206	226203	226204	226208
89-79	L4	122	2.0	RAM 50, D 50	226112	226110	226206	226203	226204	226208
<b>DODGE VANS</b>										
79-74	V8	440	7.2	ALL VAN & MOTORHOME MODELS	(3)	226114	226206	226203	226204	226208
78-71	V8	400	6.6	ALL TRUCK MODELS	(3)	226114	226206	226203	226204	226208
04-99	V8	360	5.9	ALL GAS MODELS	Two 226114's	226114	226206	226203	226204	226208
98-71	V8	360	5.9	ALL VAN & MOTORHOME MODELS	Two 226114's	226114	226206	226203	226204	226208
04-99	V8	318	5.2	ALL VAN MODELS	Two 226114's	226114	226206	226203	226204	226208
98-94	V8	318	5.2	ALL VAN MODELS	Two 226114's	226114	226206	226203	226204	226208
93-67	V8	318	5.2	ALL VAN & MOTORHOME MODELS	Two 226114's	226114	226206	226203	226204	226208
67-64	V8	273	4.5	ALL VAN MODELS	Two 226114's	226112	226206	226203	226204	226208
04-99	V6	239	3.9	ALL VAN MODELS	Two 226114's	226112	226206	226203	226204	226208
98-94	V6	239	3.9	ALL VAN MODELS	Two 226114's	226112	226206	226203	226204	226208
93-87	V6	239	3.9	ALL VAN MODELS	Two 226114's	226112	226206	226203	226204	226208
87-64	L6	225	3.7	ALL VAN MODELS	Two 226114's	226110	226206	226203	226204	226208
71-70	L6	198	3.2	ALL VAN MODELS	226114 or 226116	226110	226206	226203	226204	226208
69-64	L6	170	2.8	ALL VAN MODELS	226114	226110	226206	226203	226204	226208
89-79	L4	156	2.6	ALL VAN MODELS	226114	226110	226206	226203	226204	226208
<b>EAGLE (including AMC Eagle)</b>										
88-80	L6	258	4.2	ALL MODELS	Two 226114's	226114	226206	226203	226204	226208
97-93	V6	215	3.5	ALL MODELS	226114 or 226116	226114	226206	226203	226204	226208
97-93	V6	201	3.3	ALL MODELS	226114 or 226116	226114	226206	226203	226204	226208
92-88	V6	184	3.0	ALL MODELS	226114	226112	226206	226203	226204	226208
89-88	L4	151	2.5	ALL MODELS	226114	226112	226206	226203	226204	226208
96-92	L4	144	2.4	ALL MODELS	226114	226112	226206	226203	226204	226208
89-88	L4	132	2.2	ALL MODELS	226114	226112	226206	226203	226204	226208
98-89	L4	122	2.0	ALL MODELS	226112	226110	226206	226203	226204	226208
96-93	L4	107	1.8	ALL MODELS	226112	226110	226206	226203	226204	226208
90-89	L4	98	1.6	ALL MODELS	226112	226110	226206	226203	226204	226208
96-89	L4	90	1.5	ALL MODELS	226112	226110	226206	226203	226204	226208

**CAUTION: Do not use smaller fan(s) than those recommended. Cooling problems may result.**

(1) The recommended fan(s) for primary cooling are based on required airflow for that vehicle. Measure available core space to verify the fan(s) will fit. See page 97 for fan dimensions.

(2) For add-on cooling, use the largest fan that will fit. Allow 1" clearance between the fan and closest vehicle component. See electrical guide for fan dimensions.

(3) Air volume requirements too large for electric fans. Use fan clutch. See Fan Clutch applications.

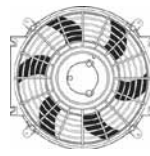
(4) Not recommended for electronic fan clutch replacement. See Fan Clutch applications.

# ELECTRIC FANS

## Application Guide

RAPID-COOL®/THIN-LINE

FAN CONTROLLERS



YEAR	TYPE	ENGINE CU.IN.	LITER	APPLICATION	PRIMARY COOLING (1)	ADD-ON COOLING (2)	PRESET	ECONO ADJUSTABLE	PREMIUM ADJUSTABLE PUSH-IN	PREMIUM ADJUSTABLE SCREW-IN
<b>FORD CARS</b>										
78-72	V8	460	7.5	ALL MODELS	(3)	226114	226206	226203	226204	226208
73-68	V8	429	7.0	ALL MODELS	(3)	226114	226206	226203	226204	226208
70-66	V8	428	7.0	ALL MODELS	(3)	226114	226206	226203	226204	226208
69-63	V8	427	7.0	ALL MODELS	(3)	226114	226206	226203	226204	226208
78-71	V8	400	6.6	ALL MODELS	(3)	226114	226206	226203	226204	226208
75-61	V8	390	6.4	ALL MODELS	(3)	226114	226206	226203	226204	226208
75-73	V8	360	5.9	ALL MODELS	Two 226114's	226114	226206	226203	226204	226208
91-83	V8	351	5.8	ALL MODELS	Two 226114's	226114	226206	226203	226204	226208
82-69	V8	351	5.8	ALL MODELS	Two 226114's	226112	226206	226203	226204	226208
95-90	V8	302	5.0	MUSTANG	Two 226114's	226112	226206	226203	226204	226208
89-68	V8	302	5.0	MUSTANG	Two 226114's	226112	226206	226203	226204	226208
93-83	V8	302	5.0	ALL EXCEPT MUSTANG	Two 226114's	226112	226206	226203	226204	226208
82-68	V8	302	5.0	ALL MODELS	Two 226114's	226112	226206	226203	226204	226208
68-63	V8	289	4.7	ALL MODELS	Two 226114's	226112	226206	226203	226204	226208
07-92	V8	281	4.6	CROWN VICTORIA	Two 226114's	226112	226206	226203	226204	226208
07-96	V8	281	4.6	MUSTANG	226216	226112	226206	226203	226204	226208
82-80	V8	255	4.2	ALL MODELS	Two 226114's	226112	226206	226203	226204	226208
80-69	L6	250	4.1	ALL MODELS	Two 226114's	226112	226206	226203	226204	226208
07-05	V6	245	4.0	MUSTANG	Two 226114's	226112	226206	226203	226204	226208
67-65	L6	240	4.0	ALL MODELS	Two 226114's	226112	226206	226203	226204	226208
72-68	L6	240	3.9	ALL MODELS	Two 226114's	226112	226206	226203	226204	226208
04-94	V6	232	3.8	MUSTANG	Two 226114's	226112	226206	226203	226204	226208
86-83	V6	232	3.8	MUSTANG	Two 226114's	226112	226206	226203	226204	226208
95-88	V6	182	3.8	TAURUS	Two 226114's	226112	226206	226203	226204	226208
97-82	V6	232	3.8	THUNDERBIRD	Two 226114's	226112	226206	226203	226204	226208
64-60	L6	223	3.7	ALL MODELS	Two 226114's	226112	226206	226203	226204	226208
99-96	V8	207	3.4	TAURUS SHO	226114 or 226116	226112	226206	226203	226204	226208
83-63	L6	200	3.3	ALL MODELS	226114 or 226116	226112	226206	226203	226204	226208
95-93	V6	198	3.2	TAURUS	226116 or 226216	226112	226206	226203	226204	226208
05-86	V6	182	3.0	TAURUS	226114 or 226116	226112	226206	226203	226204	226208
79-74	V6	171	2.8	MUSTANG, MUSTANG II, PINTO	226114	226112	226206	226203	226204	226208
72-60	L6	170	2.8	ALL MODELS	226114	226112	226206	226203	226204	226208
91-86	L4	153	2.5	TAURUS	226114	226112	226206	226203	226204	226208
00-93	V6	152	2.5	CONTOUR, PROBE	226114	226112	226206	226203	226204	226208
94-83	L4	140	2.3	ALL MODELS	226114	226112	226206	226203	226204	226208
82-74	L4	140	2.3	ALL MODELS	226114	226112	226206	226203	226204	226208
92-89	L4	133	2.2	PROBE	226114	226112	226206	226203	226204	226208
00-95	L4	122	2.0	CONTOUR	226112	226110	226206	226203	226204	226208
03-97	L4	122	2.0	ESCORT, ZX2	226112	226110	226206	226203	226204	226208
05-00	L4	122	2.0	FOCUS	226112	226110	226206	226203	226204	226208
74-71	L4	122	2.0	MUSTANG II, PINTO	226112	226110	226206	226203	226204	226208
96-93	L4	122	2.0	PROBE	226112	226110	226206	226203	226204	226208
87-84	L4	122	2.0	TEMPO, ESCORT DIESEL	226112	226110	226206	226203	226204	226208
96-85	L4	116	1.9	ESCORT, EXP	226112	226110	226206	226203	226204	226208
96-91	L4	110	1.8	ESCORT	226112	226110	226206	226203	226204	226208

**CAUTION: Do not use smaller fan(s) than those recommended. Cooling problems may result.**

(1) The recommended fan(s) for primary cooling are based on required airflow for that vehicle. Measure available core space to verify the fan(s) will fit. See page 97 for fan dimensions.

(2) For add-on cooling, use the largest fan that will fit. Allow 1" clearance between the fan and closest vehicle component. See electrical guide for fan dimensions.

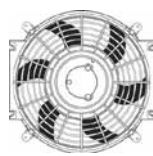
(3) Air volume requirements too large for electric fans. Use fan clutch. See Fan Clutch applications.

(4) Not recommended for electronic fan clutch replacement. See Fan Clutch applications.

# ELECTRIC FANS

## Application Guide

### RAPID-COOL®/THIN-LINE



### FAN CONTROLLERS



YEAR	ENGINE TYPE	CU.IN.	LITER	APPLICATION	PRIMARY COOLING (1)	ADD-ON COOLING (2)	PRESET	ECONO ADJUSTABLE	PREMIUM ADJUSTABLE PUSH-IN	PREMIUM ADJUSTABLE SCREW-IN
<b>FORD CARS (Cont'd)</b>										
86-78	L4	98	1.6	ESCORT, EXP	226112	226110	226206	226203	226204	226208
<b>FORD TRUCKS</b>										
97-83	V8	460	7.5	F150, 250, 350, 450 TRUCKS	(3)	226114	226206	226203	226204	226208
79-73	V8	460	7.5	F100, 250, 350 TRUCKS	(3)	226114	226206	226203	226204	226208
04-00	V8	445	7.3	DIESEL, EXCURSION	(3)	226114	226206	226203	226204	226208
03-99	V8	445	7.3	DIESEL, F-250, F-350, F-450, F-550	(3)	226114	226206	226203	226204	226208
98-88	V8	445	7.3	DIESEL, F250, 350, 450 TRUCKS	(3)	226114	226206	226203	226204	226208
87-83	V8	414	6.9	DIESEL F250-350	(3)	226114	226206	226203	226204	226208
10-99	V10	415	6.8	EXCURSION	(3)	226114	226206	226203	226204	226208
10-07	V10	415	6.8	F250-550 TRUCKS	(4)	226114	226206	226203	226204	226208
06-99	V10	415	6.8	F250-550 TRUCKS	(3)	226114	226206	226203	226204	226208
82-77	V8	400	6.6	F-150, 250, 350 PICKUP	(3)	226114	226206	226203	226204	226208
79-78	V8	400	6.6	BRONCO	(3)	226114	226206	226203	226204	226208
76-68	V8	390	6.4	F-100, 150, 250, 350 PICKUP	(3)	226114	226206	226203	226204	226208
10-03	V8	368	6.0	DIESEL, F-250, 350, 450, 550 PICKUP	(4)	226114	226206	226203	226204	226208
05-03	V8	368	6.0	DIESEL, EXCURSION	(4)	226114	226206	226203	226204	226208
67-64	V8	361	5.9	F350	Two 226114's	226112	226206	226203	226204	226208
76-68	V8	360	5.9	F-100, 150, 250, 350 PICKUP	Two 226114's	226112	226206	226203	226204	226208
67-66	V8	352	5.8	F-150, 250, 350 PICKUP	Two 226114's	226112	226206	226203	226204	226208
96-94	V8	351	5.8	BRONCO	Two 226114's	226112	226206	226203	226204	226208
93-83	V8	351	5.8	BRONCO	Two 226114's	226112	226206	226203	226204	226208
82-78	V8	351	5.8	BRONCO	Two 226114's	226112	226206	226203	226204	226208
97-95	V8	351	5.8	F-150, 250 350 PICKUP	Two 226114's	226112	226206	226203	226204	226208
94	V8	351	5.8	F-150, 250 350 PICKUP W/ ENGINE OIL COOLER	Two 226114's	226112	226206	226203	226204	226208
94	V8	351	5.8	F-150, 250 350 PICKUP W/O ENGINE OIL COOLER	Two 226114's	226112	226206	226203	226204	226208
93-83	V8	351	5.8	F-150, 250 350 PICKUP	Two 226114's	226112	226206	226203	226204	226208
93	V8	351	5.8	F-150 LIGHTNING	Two 226114's	226112	226206	226203	226204	226208
92-82	V8	351	5.8	F-150, 250 350 PICKUP	Two 226114's	226112	226206	226203	226204	226208
81-77	V8	351	5.8	F-150, 250 350 PICKUP	Two 226114's	226112	226206	226203	226204	226208
05-00	V8	330	5.4	EXCURSION	Two 226114's	226112	226206	226203	226204	226208
10-07	V8	330	5.4	EXPEDITION	(4)	226112	226206	226203	226204	226208
10-07	V8	330	5.4	F-150, F-250, F-350 PICKUP	(4)	226112	226206	226203	226204	226208
06-99	V8	330	5.4	EXPEDITION	Two 226114's	226112	226206	226203	226204	226208
06-03	V8	330	5.4	F-150 PICKUP	Two 226114's	226112	226206	226203	226204	226208
06-03	V8	330	5.4	F-250, 350 PICKUP	Two 226114's	226112	226206	226203	226204	226208
02-97	V8	330	5.4	F-250, 350 PICKUP	Two 226114's	226112	226206	226203	226204	226208
99-97	V8	330	5.4	F-150 PICKUP	Two 226114's	226112	226206	226203	226204	226208
96-82	V8	302	5.0	BRONCO	Two 226114's	226112	226206	226203	226204	226208
81-68	V8	302	5.0	BRONCO	Two 226114's	226112	226206	226203	226204	226208
01-96	V8	302	5.0	EXPLORER	Two 226114's	226112	226206	226203	226204	226208
96-82	V8	302	5.0	F-150, 250, 350 PICKUP	Two 226114's	226112	226206	226203	226204	226208
81-69	V8	302	5.0	F-150, 250, 350 PICKUP	Two 226114's	226112	226206	226203	226204	226208
96-82	L6	300	4.9	F-150, 250, 350 PICKUP	Two 226114's	226112	226206	226203	226204	226208

**CAUTION: Do not use smaller fan(s) than those recommended. Cooling problems may result.**

(1) The recommended fan(s) for primary cooling are based on required airflow for that vehicle. Measure available core space to verify the fan(s) will fit. See page 97 for fan dimensions.

(2) For add-on cooling, use the largest fan that will fit. Allow 1" clearance between the fan and closest vehicle component. See electrical guide for fan dimensions.

(3) Air volume requirements too large for electric fans. Use fan clutch. See Fan Clutch applications.


(4) Not recommended for electronic fan clutch replacement. See Fan Clutch applications.

# ELECTRIC FANS

## Application Guide

RAPID-COOL®/THIN-LINE

FAN CONTROLLERS



YEAR	TYPE	ENGINE CU.IN.	LITER	APPLICATION	PRIMARY COOLING (1)	ADD-ON COOLING (2)	PRESET	ECONO ADJUSTABLE	PREMIUM ADJUSTABLE PUSH-IN	PREMIUM ADJUSTABLE SCREW-IN
<b>FORD TRUCKS (Cont'd)</b>										
81-85	L6	300	4.9	F-150, 250, 350 PICKUP	Two 226114's	226112	226206	226203	226204	226208
68-66	V8	289	4.7	BRONCO	Two 226114's	226112	226206	226203	226204	226208
07	V8	281	4.6	EXPEDITION	(4)	226112	226206	226203	226204	226208
06-02	V8	281	4.6	EXPLORER	Two 226114's	226112	226206	226203	226204	226208
07	V8	281	4.6	EXPEDITION	(4)	226112	226206	226203	226204	226208
06-99	V8	281	4.6	EXPEDITION	Two 226114's	226112	226206	226203	226204	226208
98-97	V8	281	4.6	EXPEDITION	Two 226114's	226112	226206	226203	226204	226208
07	V8	281	4.6	F-150, F-250, F-350 PICKUP	(4)	226112	226206	226203	226204	226208
06-97	V8	281	4.6	F-150, F-250, F-350 PICKUP	Two 226114's	226112	226206	226203	226204	226208
07-97	V6	256	4.2	F-150, F-250 PICKUP	Two 226114's	226112	226206	226203	226204	226208
82-81	V8	255	4.2	F-100 PICKUP	Two 226114's	226112	226206	226203	226204	226208
10-91	V6	245	4.0	EXPLORER	Two 226114's	226112	226206	226203	226204	226208
10-98	V6	245	4.0	RANGER	Two 226114's	226112	226206	226203	226204	226208
74-68	L6	240	3.9	F-150, 250, 350 PICKUP	Two 226114's	226112	226206	226203	226204	226208
67-66	L6	240	4.0	BRONCO	Two 226114's	226112	226206	226203	226204	226208
67-65	L6	240	4.0	F-250, 350 PICKUP	Two 226114's	226112	226206	226203	226204	226208
83-82	V6	232	3.8	F-100, 250 PICKUP	Two 226114's	226112	226206	226203	226204	226208
10-02	V6	182	3.0	ESCAPE	226114 or 226116	226112	226206	226203	226204	226208
06-91	V6	182	3.0	RANGER	226114 or 226116	226112	226206	226203	226204	226208
92-86	V6	177	2.9	RANGER	226114 or 226116	226112	226206	226203	226204	226208
85-83	V6	171	2.8	RANGER, BRONCO II	226114	226112	226206	226203	226204	226208
72-68	L6	170	2.8	BRONCO	226114	226112	226206	226203	226204	226208
02-98	L4	150	2.5	RANGER	226114	226112	226206	226203	226204	226208
06-05	L4	140	2.3	ESCAPE	226114	226112	226206	226203	226204	226208
06-01	L4	140	2.3	RANGER	226114	226112	226206	226203	226204	226208
97-90	L4	140	2.3	RANGER	226114	226112	226206	226203	226204	226208
89-83	L4	140	2.3	RANGER	226114	226112	226206	226203	226204	226208
87-83	L4	140	2.3	RANGER DIESEL	226114	226112	226206	226203	226204	226208
04-01	L4	122	2.0	ESCAPE	226112	226110	226206	226203	226204	226208
89-79	L4	122	2.0	RANGER	226112	226110	226206	226203	226204	226208
<b>FORD VANS</b>										
96-83	V8	460	7.5	E250 & E350 ECONOLINE, INCLUDING MOTORHOMES	(3)	226114	226206	226203	226204	226208
82-75	V8	460	7.5	E250 & E350 ECONOLINE, INCLUDING MOTORHOMES	(3)	226114	226206	226203	226204	226208
80-75	V8	460	7.5	E100, E150 ECONOLINE	(3)	226114	226206	226203	226204	226208
03-88	V8	445	7.3	E250 & E350 ECONOLINE	(3)	226114	226206	226203	226204	226208
10-03	V10	415	6.8	E250, E350 & E450 ECONOLINE	(3)	226114	226206	226203	226204	226208
87-83	V8	414	6.9	E250 & E350 ECONOLINE	(3)	226114	226206	226203	226204	226208
82-80	V8	400	6.6	E150, E250 & E350 ECONOLINE	(3)	226114	226206	226203	226204	226208
96-75	V8	351	5.8	E250 & E350 ECONOLINE	Two 226114's	226112	226206	226203	226204	226208
82-75	V8	351	5.8	E150, E250 & E350 ECONOLINE	Two 226114's	226112	226206	226203	226204	226208
10-03	V8	329	5.4	E150, E250 & E350 ECONOLINE	Two 226114's	226112	226206	226203	226204	226208
96-75	V8	302	5.0	E150, E250 & E350 ECONOLINE	Two 226114's	226112	226206	226203	226204	226208
83-68	V8	302	5.0	E100, E200 & E300 ECONOLINE	Two 226114's	226112	226206	226203	226204	226208

**CAUTION: Do not use smaller fan(s) than those recommended. Cooling problems may result.**

(1) The recommended fan(s) for primary cooling are based on required airflow for that vehicle. Measure available core space to verify the fan(s) will fit. See page 97 for fan dimensions.

(2) For add-on cooling, use the largest fan that will fit. Allow 1" clearance between the fan and closest vehicle component. See electrical guide for fan dimensions.

(3) Air volume requirements too large for electric fans. Use fan clutch. See Fan Clutch applications.

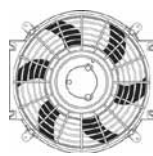
(4) Not recommended for electronic fan clutch replacement. See Fan Clutch applications.



# ELECTRIC FANS

## Application Guide

### RAPID-COOL®/THIN-LINE



### FAN CONTROLLERS



YEAR	TYPE	ENGINE CU.IN.	LITER	APPLICATION	PRIMARY COOLING (1)	ADD-ON COOLING (2)	PRESET	ECONO ADJUSTABLE	PREMIUM ADJUSTABLE PUSH-IN	PREMIUM ADJUSTABLE SCREW-IN
<b>FORD VANS (Cont'd)</b>										
96-75	L6	300	4.9	E150, E250 & E350 ECONOLINE	Two 226114's	226112	226206	226203	226204	226208
81-85	L6	300	4.9	E100, E200 & E300 ECONOLINE	Two 226114's	226112	226206	226203	226204	226208
10-97	V8	281	4.6	E150 & E250 ECONOLINE	Two 226114's	226112	226206	226203	226204	226208
03-97	V6	256	4.2	E150 & E250 ECONOLINE	Two 226114's	226112	226206	226203	226204	226208
97-90	V6	245	4.0	AEROSTAR	Two 226114's	226112	226206	226203	226204	226208
74-68	L6	240	3.9	E100, E200 & E300 ECONOLINE	Two 226114's	226112	226206	226203	226204	226208
03-98	V6	232	3.8	WINDSTAR	Two 226114's	226112	226206	226203	226204	226208
00-86	V6	182	3.0	WINDSTAR	226114 or 226116	226112	226206	226203	226204	226208
86	V6	171	2.8	AEROSTAR	226114	226112	226206	226203	226204	226208
70-68	L6	170	2.8	E100, E200 & E300 ECONOLINE	226114	226112	226206	226203	226204	226208
67-62	L6	170	2.8	ECONOLINE	226114	226112	226206	226203	226204	226208
66-61	L6	144	2.4	ECONOLINE	226114	226112	226206	226203	226204	226208
87-86	L4	140	2.3	AEROSTAR	226114	226112	226206	226203	226204	226208
<b>HONDA CARS</b>										
10-99	V6	215	3.5	ACCORD	226114 or 226116	226112	226206	226203	226204	226208
04-98	V6	184	3.0	ACCORD	226114 or 226116	226112	226206	226203	226204	226208
97-95	V6	166	2.7	ACCORD	226114	226112	226206	226203	226204	226208
04-03	L4	147	2.4	ACCORD	226114	226112	226206	226203	226204	226208
02-98	L4	141	2.3	ACCORD	226114	226112	226206	226203	226204	226208
96-92	L4	141	2.3	PRELUDE	226114	226112	226206	226203	226204	226208
01-92	L4	135	2.2	PRELUDE	226114	226112	226206	226203	226204	226208
91-90	L4	129	2.1	PRELUDE	226114	226112	226206	226203	226204	226208
03-00	L4	123	2.0	S2000	226112	226110	226206	226203	226204	226208
90-85	L4	123	2.0	PRELUDE	226112	226110	226206	226203	226204	226208
89-86	L4	123	2.0	ACCORD	226112	226110	226206	226203	226204	226208
87-79	L4	111	1.8	PRELUDE	226112	226110	226206	226203	226204	226208
<b>HONDA TRUCKS AND VANS</b>										
10-05	V6	215	3.5	RIDGELINE, RT, RTL	226114 or 226116	226112	226206	226203	226204	226208
05-03	V6	215	3.5	PILOT	226114 or 226116	226112	226206	226203	226204	226208
05-99	V6	215	3.5	ODYSSEY	226114 or 226116	226112	226206	226203	226204	226208
02-94	V6	197	3.2	PASSPORT	226114 or 226116	226112	226206	226203	226204	226208
96-94	L4	160	2.6	PASSPORT	226114	226112	226206	226203	226204	226208
10-02	L4	144	2.4	CR-V	226114	226112	226206	226203	226204	226208
98	L4	141	2.3	ODYSSEY	226114	226112	226206	226203	226204	226208
97-95	L4	135	2.2	ODYSSEY	226114	226112	226206	226203	226204	226208
01-97	L4	122	2.0	CR-V	226112	226110	226206	226203	226204	226208
<b>INTERNATIONAL</b>										
75-74	V8	392	6.4	ALL MODELS	(3)	226114	226206	226203	226204	226208
80-71	V8	345	5.6	ALL MODELS	Two 226114's	226110	226206	226203	226204	226208
80-69	V8	304	5.0	ALL MODELS	Two 226114's	226110	226206	226203	226204	226208
70-68	V8	266	4.4	ALL MODELS	Two 226114's	226110	226206	226203	226204	226208
70-69	L6	265	4.3	ALL MODELS	Two 226114's	226110	226206	226203	226204	226208
75-72	L6	258	4.2	ALL MODELS	Two 226114's	226110	226206	226203	226204	226208
70-68	L6	241	3.9	ALL MODELS	Two 226114's	226110	226206	226203	226204	226208

**CAUTION: Do not use smaller fan(s) than those recommended. Cooling problems may result.**

(1) The recommended fan(s) for primary cooling are based on required airflow for that vehicle. Measure available core space to verify the fan(s) will fit. See page 97 for fan dimensions.

(2) For add-on cooling, use the largest fan that will fit. Allow 1" clearance between the fan and closest vehicle component. See electrical guide for fan dimensions.


(3) Air volume requirements too large for electric fans. Use fan clutch. See Fan Clutch applications.

(4) Not recommended for electronic fan clutch replacement. See Fan Clutch applications.

# ELECTRIC FANS

## Application Guide

### RAPID-COOL®/THIN-LINE



### FAN CONTROLLERS



YEAR	ENGINE TYPE	CU.IN.	LITER	APPLICATION	PRIMARY COOLING (1)	ADD-ON COOLING (2)	PRESET	ECONO ADJUSTABLE	PREMIUM ADJUSTABLE PUSH-IN	PREMIUM ADJUSTABLE SCREW-IN
<b>INTERNATIONAL (Cont'd)</b>										
68-63	L6	232	3.8	ALL MODELS	Two 226114's	226110	226206	226203	226204	226208
80-68	L4	196	3.2	ALL MODELS	226114 or 226116	226110	226206	226203	226204	226208
71-61	L4	152	2.5	ALL MODELS	226114	226112	226206	226203	226204	226208
<b>ISUZU CARS</b>										
89-88	L4	141	2.3	IMPULSE	226114	226112	226206	226203	226204	226208
89-85	L4	123	2.0	IMPULSE	226112	226110	226206	226203	226204	226208
86-83	L4	117	1.9	IMPULSE	226112	226110	226206	226203	226204	226208
92	L4	111	1.8	IMPULSE	226112	226110	226206	226203	226204	226208
92	L4	111	1.8	STYLUS	226112	226110	226206	226203	226204	226208
85-81	L4	111	1.8	I-MARK	226112	226110	226206	226203	226204	226208
84-81	L4	111	1.8	I-MARK DIESEL	226112	226110	226206	226203	226204	226208
93-91	L4	98	1.6	STYLUS	226112	226110	226206	226203	226204	226208
92-90	L4	98	1.6	IMPULSE	226112	226110	226206	226203	226204	226208
89	L4	98	1.6	I-MARK	226112	226110	226206	226203	226204	226208
89-85	L4	92	1.5	I-MARK	226112	226110	226206	226203	226204	226208
<b>ISUZU TRUCKS</b>										
07-03	V8	323	5.3	ASCENDER	(4)	226114	226206	226203	226204	226208
07-03	L6	258	4.2	ASCENDER	(4)	226114	226206	226203	226204	226208
00-97	V6	262	4.3	HOMBRE	Two 226114's	226114	226206	226203	226204	226208
02-98	V6	215	3.5	TROOPER	226114 or 226116	226112	226206	226203	226204	226208
04-02	V6	215	3.5	AXIOM	226114 or 226116	226112	226206	226203	226204	226208
01-99	V6	215	3.5	VEHICROSS	226114 or 226116	226112	226206	226203	226204	226208
00-98	V6	196	3.2	AMIGO	226114 or 226116	226112	226206	226203	226204	226208
03-01	V6	196	3.2	RODEO SPORT	226114 or 226116	226112	226206	226203	226204	226208
04-91	V6	196	3.2	RODEO	226114 or 226116	226112	226206	226203	226204	226208
97-92	V6	196	3.2	TROOPER, S, RS, LTD, LS	226114 or 226116	226112	226206	226203	226204	226208
94-91	V6	190	3.1	PICKUP	226114 or 226116	226112	226206	226203	226204	226208
92-91	V6	190	3.1	RODEO	226114 or 226116	226112	226206	226203	226204	226208
91-89	V6	172	2.8	TROOPER	226114	226112	226206	226203	226204	226208
97-91	L4	160	2.6	RODEO	226114	226112	226206	226203	226204	226208
95-88	L4	160	2.6	PICKUP	226114	226112	226206	226203	226204	226208
94-89	L4	160	2.6	AMIGO	226114	226112	226206	226203	226204	226208
91-88	L4	160	2.6	TROOPER	226114	226112	226206	226203	226204	226208
99-98	L4	141	2.3	OASIS	226114	226112	226206	226203	226204	226208
95-86	L4	141	2.3	PICKUP	226114	226112	226206	226203	226204	226208
93-89	L4	160	2.3	AMIGO	226114	226112	226206	226203	226204	226208
87-86	L4	141	2.3	TROOPER	226114	226112	226206	226203	226204	226208
03-98	L4	135	2.2	RODEO, RODEO SPORT	226114	226112	226206	226203	226204	226208
00-96	L4	135	2.2	HOMBRE	226114	226112	226206	226203	226204	226208
00-98	L4	135	2.2	AMIGO	226114	226112	226206	226203	226204	226208
97-96	L4	135	2.2	OASIS	226114	226112	226206	226203	226204	226208
87-81	L4	135	2.2	PICKUP DIESEL	226114	226112	226206	226203	226204	226208
03-98	L4	135	2.2	RODEO, RODEO SPORT	226114	226112	226206	226203	226204	226208
87-84	L4	135	2.2	TROOPER DIESEL	226114	226112	226206	226203	226204	226208

**CAUTION: Do not use smaller fan(s) than those recommended. Cooling problems may result.**

(1) The recommended fan(s) for primary cooling are based on required airflow for that vehicle. Measure available core space to verify the fan(s) will fit. See page 97 for fan dimensions.

(2) For add-on cooling, use the largest fan that will fit. Allow 1" clearance between the fan and closest vehicle component. See electrical guide for fan dimensions.

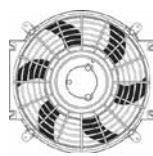
(3) Air volume requirements too large for electric fans. Use fan clutch. See Fan Clutch applications.

(4) Not recommended for electronic fan clutch replacement. See Fan Clutch applications.

# ELECTRIC FANS

## Application Guide

### RAPID-COOL®/THIN-LINE



### FAN CONTROLLERS



YEAR	TYPE	ENGINE CU.IN.	LITER	APPLICATION	PRIMARY COOLING (1)	ADD-ON COOLING (2)	PRESET	ECONO ADJUSTABLE	PREMIUM ADJUSTABLE PUSH-IN	PREMIUM ADJUSTABLE SCREW-IN
<b>ISUZU TRUCKS (Cont'd)</b>										
87-81	L4	116	1.9	PICKUP	226112	226110	226206	226203	226204	226208
85-84	L4	117	1.9	PICKUP	226112	226110	226206	226203	226204	226208
82-81	L4	110	1.8	TROOPER	226112	226110	226206	226203	226204	226208
<b>JEEP</b>										
78-74	V8	401	6.6	ALL MODELS						
98	V8	360	5.9	GRAND CHEROKEE	Two 226114's	226114	226206	226203	226204	226208
90-87	V8	360	5.9	ALL MODELS	Two 226114's	226114	226206	226203	226204	226208
86-72	V8	360	5.9	ALL MODELS	Two 226114's	226114	226206	226203	226204	226208
10-05	V8	350	5.7	GRAND CHEROKEE, HEMI ENGINE, COMMANDER	Two 226114's	226114	226206	226203	226204	226208
71-69	V8	350	5.7	ALL MODELS	Two 226114's	226114	226206	226203	226204	226208
68-65	V8	327	5.4	ALL MODELS	Two 226114's	226114	226206	226203	226204	226208
98-93	V8	318	5.2	ALL MODELS	Two 226114's	226114	226206	226203	226204	226208
90-87	V8	318	5.2	ALL MODELS	Two 226114's	226114	226206	226203	226204	226208
86-65	V8	318	5.2	ALL MODELS	Two 226114's	226114	226206	226203	226204	226208
81-72	V8	304	5.0	CHEROKEE	Two 226114's	226114	226206	226203	226204	226208
07-99	V8	285	4.7	GRAND CHEROKEE, COMMANDER	Two 226114's	226114	226206	226203	226204	226208
90-87	L6	258	4.2	ALL MODELS	Two 226114's	226114	226206	226203	226204	226208
86-72	L6	258	4.2	CHEROKEE	Two 226114's	226114	226206	226203	226204	226208
07-91	L6	242	4.0	ALL MODELS	226116 or 226216	226112	226206	226203	226204	226208
90-87	L6	242	4.0	ALL MODELS	226116 or 226216	226112	226206	226203	226204	226208
78-62	L6	232	3.8	ALL MODELS	Two 226114's	226110	226206	226203	226204	226208
10-02	V6	226	3.7	LIBERTY, GRAND CHEROKEE, COMMANDER	Two 226114's	226110	226206	226203	226204	226208
71-62	L6	225	3.7	ALL MODELS	Two 226114's	226110	226206	226203	226204	226208
07	V6	182	3.0	GRAND CHEROKEE	Two 226114's	226110	226206	226203	226204	226208
06-05	L4	173	2.8	LIBERTY	Two 226114's	226110	226206	226203	226204	226208
86-84	V6	173	2.8	ALL MODELS	226114	226112	226206	226203	226204	226208
02-94	L4	151	2.5	ALL MODELS	226114	226112	226206	226203	226204	226208
93-91	L4	151	2.5	ALL MODELS	226114	226112	226206	226203	226204	226208
90-87	L4	151	2.5	ALL MODELS	226114	226112	226206	226203	226204	226208
86-80	L4	151	2.5	ALL MODELS	226114	226112	226206	226203	226204	226208
10-03	L4	148	2.4	WRANGLER, LIBERTY	226114	226112	226206	226203	226204	226208
71-60	L4	134	2.2	ALL MODELS	226114	226112	226206	226203	226204	226208
87-85	L4	121	2.1	ALL TURBO DIESELS	226114	226112	226206	226203	226204	226208
<b>LINCOLN CARS, TRUCKS AND SUVs</b>										
78-68	V8	460	7.5	CONTINENTAL, MARK III, IV, V	(3)	226114	226206	226203	226204	226208
79-78	V8	400	6.6	CONTINENTAL, MARK V	(3)	226114	226206	226203	226204	226208
80	V8	351	5.8	CONTINENTAL, MARK IV	Two 226114's	226114	226206	226203	226204	226208
77	V8	351	5.8	VERSAILLES	Two 226114's	226114	226206	226203	226204	226208
10-06	V8	330	5.4	MARK LT, NAVIGATOR	(4)	226114	226206	226203	226204	226208
06-98	V8	330	5.4	NAVIGATOR, BLACKWOOD	Two 226114's	226114	226206	226203	226204	226208
92-77	V8	302	5.0	ALL MODELS	Two 226114's	226114	226206	226203	226204	226208
05-03	V8	281	4.6	AVIATOR	Two 226114's	226114	226206	226203	226204	226208
07-91	V8	281	4.6	ALL CAR MODELS	Two 226114's	226114	226206	226203	226204	226208
06-00	V8	242	3.9	LS	Two 226114's	226114	226206	226203	226204	226208

**CAUTION: Do not use smaller fan(s) than those recommended. Cooling problems may result.**

(1) The recommended fan(s) for primary cooling are based on required airflow for that vehicle. Measure available core space to verify the fan(s) will fit. See page 97 for fan dimensions.

(2) For add-on cooling, use the largest fan that will fit. Allow 1" clearance between the fan and closest vehicle component. See electrical guide for fan dimensions.

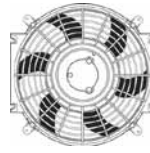
(3) Air volume requirements too large for electric fans. Use fan clutch. See Fan Clutch applications.

(4) Not recommended for electronic fan clutch replacement. See Fan Clutch applications.

# ELECTRIC FANS

## Application Guide

### RAPID-COOL®/THIN-LINE



### FAN CONTROLLERS



YEAR	ENGINE TYPE	CU.IN.	LITER	APPLICATION	PRIMARY COOLING (1)	ADD-ON COOLING (2)	PRESET	ECONO ADJUSTABLE	PREMIUM ADJUSTABLE PUSH-IN	PREMIUM ADJUSTABLE SCREW-IN
<b>LINCOLN CARS, TRUCKS AND SUVs (Cont'd)</b>										
94-88	V6	232	3.8	CONTINENTAL	Two 226114's	226114	226206	226203	226204	226208
07	V8	213	3.5	MX6	226114 or 226116	226114	226206	226203	226204	226208
05-00	V6	182	3.0	LS	226114 or 226116	226114	226206	226203	226204	226208
<b>MAZDA CARS</b>										
07	V6	213	3.5	CX-9	226114 or 226116	226112	226206	226203	226204	226208
05-03	V6	184	3.0	MPV	226114 or 226116	226112	226206	226203	226204	226208
98-89	V6	184	3.0	MPV	226114 or 226116	226112	226206	226203	226204	226208
95-88	V6	184	3.0	929	226114 or 226116	226112	226206	226203	226204	226208
94-89	L4	160	2.6	MPV	226114	226112	226206	226203	226204	226208
02-95	V6	154	2.5	MILLENNIA	226114	226112	226206	226203	226204	226208
02-00	V6	154	2.5	MPV	226114	226112	226206	226203	226204	226208
02-93	V6	154	2.5	626	226114	226112	226206	226203	226204	226208
97-93	V6	154	2.5	MX-6	226114	226112	226206	226203	226204	226208
07	L4	141	2.3	CX-7	226114	226112	226206	226203	226204	226208
02-95	V6	141	2.3	MILLENNIA	226114	226112	226206	226203	226204	226208
93-88	L4	135	2.2	626	226114	226112	226206	226203	226204	226208
92-88	L4	135	2.2	MX-6	226114	226112	226206	226203	226204	226208
07-06	L4		2.0	MX-5 MIATA	226112	226110	226206	226203	226204	226208
03-01	L4	123	2.0	PROTÉGÉ, PROTÉGÉ 5	226112	226110	226206	226203	226204	226208
01-93	L4	123	2.0	626	226112	226110	226206	226203	226204	226208
01	L4	123	2.0	TRIBUTE	226112	226110	226206	226203	226204	226208
97	L4	123	2.0	MX-6	226112	226110	226206	226203	226204	226208
87-79	L4	123	2.0	626	226112	226110	226206	226203	226204	226208
04-90	L4	111	1.8	MIATA	226112	226110	226206	226203	226204	226208
00-90	L4	111	1.8	PROTÉGÉ	226112	226110	226206	226203	226204	226208
95-92	V6	111	1.8	MX-3	226112	226110	226206	226203	226204	226208
91-90	L4	111	1.8	323	226112	226110	226206	226203	226204	226208
01-99	L4	98	1.6	PROTÉGÉ	226112	226110	226206	226203	226204	226208
95-92	L4	98	1.6	MX-3	226112	226110	226206	226203	226204	226208
95-86	L4	98	1.6	323	226112	226110	226206	226203	226204	226208
98-95	L4	92	1.5	PROTÉGÉ	226112	226110	226206	226203	226204	226208
86-81	L4	92	1.5	GLC	226112	226110	226206	226203	226204	226208
94-79	R2	80	1.3	RX-7	226112	226110	226206	226203	226204	226208
<b>MAZDA TRUCKS</b>										
07-94	V6	246	4.0	B4000	Two 226114's	226112	226206	226203	226204	226208
95-91	V6	246	4.0	NAVAJO	226116 or 226216	226112	226206	226203	226204	226208
07-94	V6	182	3.0	B3000	226114 or 226116	226112	226206	226203	226204	226208
10-01	V6	184	3.0	TRIBUTE	226114 or 226116	226112	226206	226203	226204	226208
93-87	L4	160	2.6	B2600	226114	226112	226206	226203	226204	226208
01-98	L4	154	2.5	B2500	226114	226112	226206	226203	226204	226208
10-01	L4	141	2.3	B2300, TRIBUTE	226114	226112	226206	226203	226204	226208
97-94	L4	141	2.3	B2300	226114	226112	226206	226203	226204	226208
93-87	L4	135	2.2	B2200	226114	226112	226206	226203	226204	226208
84-82	L4	135	2.2	B2200 DIESEL	226114	226112	226206	226203	226204	226208

**CAUTION: Do not use smaller fan(s) than those recommended. Cooling problems may result.**

(1) The recommended fan(s) for primary cooling are based on required airflow for that vehicle. Measure available core space to verify the fan(s) will fit. See page 97 for fan dimensions.

(2) For add-on cooling, use the largest fan that will fit. Allow 1" clearance between the fan and closest vehicle component. See electrical guide for fan dimensions.

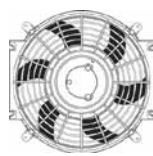
(3) Air volume requirements too large for electric fans. Use fan clutch. See Fan Clutch applications.

(4) Not recommended for electronic fan clutch replacement. See Fan Clutch applications.

# ELECTRIC FANS

## Application Guide

### RAPID-COOL®/THIN-LINE



### FAN CONTROLLERS



YEAR	TYPE	ENGINE CU.IN.	LITER	APPLICATION	PRIMARY COOLING (1)	ADD-ON COOLING (2)	PRESET	ECONO ADJUSTABLE	PREMIUM ADJUSTABLE PUSH-IN	PREMIUM ADJUSTABLE SCREW-IN
<b>MAZDA TRUCKS (Cont'd)</b>										
04-01	L4	122	2.0	TRIBUTE	226112	226110	226206	226203	226204	226208
86-79	L4	122	2.0	B2000	226112	226110	226206	226203	226204	226208
<b>MERCURY CARS</b>										
78-72	V8	460	7.5	ALL MODELS	(3)	226114	226206	226203	226204	226208
73-69	V8	429	7.0	ALL MODELS	(3)	226114	226206	226203	226204	226208
70-66	V8	428	7.0	ALL MODELS	(3)	226114	226206	226203	226204	226208
68-65	V8	427	7.0	ALL MODELS	(3)	226114	226206	226203	226204	226208
78-71	V8	400	6.6	ALL MODELS	(3)	226114	226206	226203	226204	226208
70-61	V8	390	6.4	ALL MODELS	(3)	226114	226206	226203	226204	226208
89-84	V8	351	5.8	ALL MODELS	Two 226114's	226114	226206	226203	226204	226208
82-69	V8	351	5.8	ALL MODELS	Two 226114's	226114	226206	226203	226204	226208
93-83	V8	302	5.0	ALL MODELS	Two 226114's	226114	226206	226203	226204	226208
82-68	V8	302	5.0	ALL MODELS	Two 226114's	226114	226206	226203	226204	226208
68-64	V8	289	4.7	ALL MODELS	Two 226114's	226114	226206	226203	226204	226208
07-92	V8	281	4.6	ALL MODELS	Two 226114's	226114	226206	226203	226204	226208
82-80	V8	255	4.2	ALL MODELS	Two 226114's	226114	226206	226203	226204	226208
80-69	L6	250	4.1	ALL MODELS	Two 226114's	226114	226206	226203	226204	226208
97-82	V6	232	3.8	ALL MODELS	Two 226114's	226114	226206	226203	226204	226208
83-63	L6	200	3.3	ALL MODELS	226114 or 226116	226114	226206	226203	226204	226208
05-86	V6	182	3.0	SABLE, TOPAZ	226114 or 226116	226114	226206	226203	226204	226208
79-74	V6	171	2.8	CAPRI, BOBCAT	226114	226112	226206	226203	226204	226208
72-60	L6	170	2.8	ALL MODELS	226114	226112	226206	226203	226204	226208
02-93	V6	152	2.5	MYSTIQUE, COUGAR	226114	226112	226206	226203	226204	226208
86	L4	153	2.5	SABLE	226114	226112	226206	226203	226204	226208
94-83	L4	140	2.3	ALL MODELS	226114	226112	226206	226203	226204	226208
82-74	L4	140	2.3	ALL MODELS	226114	226112	226206	226203	226204	226208
02-95	L4	122	2.0	MYSTIQUE, COUGAR, TRACER	226112	226110	226206	226203	226204	226208
87-84	L4	122	2.0	DIESEL, LYNX & TOPAZ	226112	226110	226206	226203	226204	226208
74-71	L4	122	2.0	CAPRI	226112	226110	226206	226203	226204	226208
96-85	L4	116	1.9	TRACER, LYNX	226112	226110	226206	226203	226204	226208
96-91	L4	110	1.8	TRACER	226112	226110	226206	226203	226204	226208
94-71	L4	98	1.6	ALL MODELS	226112	226110	226206	226203	226204	226208
<b>MERCURY TRUCKS AND VANS</b>										
01-97	V8	302	5.0	MOUNTAINEER	Two 226114's	226112	226206	226203	226204	226208
07	V8	281	4.6	MOUNTAINEER	(4)	226112	226206	226203	226204	226208
06-02	V8	281	4.6	MOUNTAINEER	Two 226114's	226112	226206	226203	226204	226208
07-98	V6	245	4.0	MOUNTAINEER	Two 226114's	226112	226206	226203	226204	226208
02-99	V6	202	3.3	VILLAGER	226116 or 226216	226112	226206	226203	226204	226208
07-05	V6	183	3.0	MARINER	226116 or 226216	226112	226206	226203	226204	226208
98-93	V6	183	3.0	VILLAGER	226116 or 226216	226112	226206	226203	226204	226208
07-05	L4	140	2.3	MARINER	226116 or 226216	226112	226206	226203	226204	226208
<b>MITSUBISHI CARS</b>										
07-06	V6	230	3.8	ECLIPSE	226114 or 226116	226112	226206	226203	226204	226208
04-97	V6	215	3.5	DIAMANTE	226114 or 226116	226112	226206	226203	226204	226208

**CAUTION: Do not use smaller fan(s) than those recommended. Cooling problems may result.**

(1) The recommended fan(s) for primary cooling are based on required airflow for that vehicle. Measure available core space to verify the fan(s) will fit. See page 97 for fan dimensions.

(2) For add-on cooling, use the largest fan that will fit. Allow 1" clearance between the fan and closest vehicle component. See electrical guide for fan dimensions.

(3) Air volume requirements too large for electric fans. Use fan clutch. See Fan Clutch applications.


(4) Not recommended for electronic fan clutch replacement. See Fan Clutch applications.

# ELECTRIC FANS

## Application Guide

RAPID-COOL®/THIN-LINE

FAN CONTROLLERS



YEAR	TYPE	ENGINE CU.IN.	LITER	APPLICATION	PRIMARY COOLING (1)	ADD-ON COOLING (2)	PRESET	ECONO ADJUSTABLE	PREMIUM ADJUSTABLE PUSH-IN	PREMIUM ADJUSTABLE SCREW-IN
<b>MITSUBISHI CARS (Cont'd)</b>										
04-00	V6	181	3.0	ECLIPSE	226114 or 226116	226112	226206	226203	226204	226208
03-99	V6	181	3.0	GALANT	226114 or 226116	226112	226206	226203	226204	226208
99-91	V6	181	3.0	3000GT	226114 or 226116	226112	226206	226203	226204	226208
96-92	V6	181	3.0	DIAMANTE	226114 or 226116	226112	226206	226203	226204	226208
90-88	V6	181	3.0	SIGMA	226114 or 226116	226112	226206	226203	226204	226208
89-83	L4	156	2.6	STARION	226114	226112	226206	226203	226204	226208
07-96	L4	147	2.4	ECLIPSE	226114	226112	226206	226203	226204	226208
04-85	L4	147	2.4	GALANT	226114	226112	226206	226203	226204	226208
95-92	L4	147	2.4	EXPO	226114	226112	226206	226203	226204	226208
94-93	L4	147	2.4	EXPO LRV	226114	226112	226206	226203	226204	226208
99-90	L4	122	2.0	ECLIPSE	226112	226110	226206	226203	226204	226208
93-89	L4	122	2.0	GALANT	226112	226110	226206	226203	226204	226208
88-84	L4	122	2.0	CORDIA	226112	226110	226206	226203	226204	226208
88-84	L4	122	2.0	TREDIA	226112	226110	226206	226203	226204	226208
94-92	L4	112	1.8	EXPO LRV	226112	226110	226206	226203	226204	226208
94-90	L4	112	1.8	ECLIPSE	226112	226110	226206	226203	226204	226208
02-93	L4	112	1.8	MIRAGE	226112	226110	226206	226203	226204	226208
88-83	L4	111	1.8	CORDIA	226112	226110	226206	226203	226204	226208
88-83	L4	111	1.8	TREDIA	226112	226110	226206	226203	226204	226208
92-85	L4	98	1.6	MIRAGE	226112	226110	226206	226203	226204	226208
01-85	L4	90	1.5	MIRAGE	226112	226110	226206	226203	226204	226208
93-87	L4	92	1.5	PRECIS	226112	226110	226206	226203	226204	226208
<b>MITSUBISHI TRUCKS, VANS AND SUVs</b>										
07-06	V8	285	4.7	RAIDER	226114 or 226116	226112	226206	226203	226204	226208
07-05	V6	230	3.8	ENDEAVOR	226116 or 226216	226112	226206	226203	226204	226208
06-05	V6	230	3.8	MONTERO	226116 or 226216	226112	226206	226203	226204	226208
07-06	V6	226	3.7	RAIDER	226114 or 226116	226112	226206	226203	226204	226208
04-99	V6	215	3.5	MONTERO SPORT	226116 or 226216	226112	226206	226203	226204	226208
02-94	V6	215	3.5	MONTERO	226116 or 226216	226112	226206	226203	226204	226208
07	V6	182	3.0	OUTLANDER	226116 or 226216	226112	226206	226203	226204	226208
03-97	V6	181	3.0	MONTERO SPORT	226116 or 226216	226112	226206	226203	226204	226208
96-89	V6	181	3.0	MONTERO	226116 or 226216	226112	226206	226203	226204	226208
94-90	V6	181	3.0	MIGHTY MAX	226114 or 226116	226112	226206	226203	226204	226208
89-83	L4	156	2.6	MONTERO	226114	226112	226206	226203	226204	226208
89-83	L4	156	2.6	MIGHTY MAX	226114	226112	226206	226203	226204	226208
06-03	L4	147	2.4	OUTLANDER	226114	226112	226206	226203	226204	226208
99-97	L4	147	2.4	MONTERO SPORT	226114	226112	226206	226203	226204	226208
90-87	L4	147	2.4	VAN	226114	226112	226206	226203	226204	226208
96-90	L4	147	2.4	MIGHTY MAX	226114	226112	226206	226203	226204	226208
85-83	L4	143	2.3	MIGHTY MAX	226114	226112	226206	226203	226204	226208
89-83	L4	122	2.0	MIGHTY MAX	226112	226110	226206	226203	226204	226208
<b>NISSAN CARS</b>										
10-98	V6	215	3.5	ALTIMA	226114 or 226116	226112	226206	226203	226204	226208
10-02	V6	215	3.5	MAXIMA	226114 or 226116	226112	226206	226203	226204	226208

**CAUTION: Do not use smaller fan(s) than those recommended. Cooling problems may result.**

(1) The recommended fan(s) for primary cooling are based on required airflow for that vehicle. Measure available core space to verify the fan(s) will fit. See page 97 for fan dimensions.

(2) For add-on cooling, use the largest fan that will fit. Allow 1" clearance between the fan and closest vehicle component. See electrical guide for fan dimensions.

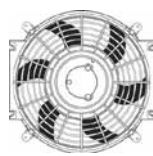
(3) Air volume requirements too large for electric fans. Use fan clutch. See Fan Clutch applications.

(4) Not recommended for electronic fan clutch replacement. See Fan Clutch applications.

# ELECTRIC FANS

## Application Guide

### RAPID-COOL®/THIN-LINE



### FAN CONTROLLERS



YEAR	TYPE	ENGINE CU.IN.	LITER	APPLICATION	PRIMARY COOLING (1)	ADD-ON COOLING (2)	PRESET	ECONO ADJUSTABLE	PREMIUM ADJUSTABLE PUSH-IN	PREMIUM ADJUSTABLE SCREW-IN
<b>NISSAN CARS (Cont'd)</b>										
01-85	V6	184	3.0	MAXIMA	226114 or 226116	226112	226206	226203	226204	226208
96-84	V6	184	3.0	300ZX	226114 or 226116	226112	226206	226203	226204	226208
88-87	V6	184	3.0	200SX	226114 or 226116	226112	226206	226203	226204	226208
83-78	L6	172	2.8	280ZX	226114	226112	226206	226203	226204	226208
78-75	L6	172	2.8	280Z	226114	226112	226206	226203	226204	226208
74	L6	160	2.6	260Z	226114	226112	226206	226203	226204	226208
10-98	L4	154	2.5	ALTIMA, SENTRA	226114	226112	226206	226203	226204	226208
01-93	L4	147	2.4	ALTIMA	226114	226112	226206	226203	226204	226208
98-89	L4	147	2.4	240SX	226114	226112	226206	226203	226204	226208
95-90	L4	147	2.4	AXXESS	226114	226112	226206	226203	226204	226208
92-90	L4	147	2.4	STANZA	226114	226112	226206	226203	226204	226208
84-82	L6	147	2.4	MAXIMA	226114	226112	226206	226203	226204	226208
81-77	L6	147	2.4	810	226114	226112	226206	226203	226204	226208
73-70	L6	147	2.4	240Z	226114	226112	226206	226203	226204	226208
83-82	L4	135	2.2	200SX	226114	226112	226206	226203	226204	226208
07-91	L4	123	2.0	SENTRA	226112	226110	226206	226203	226204	226208
98-95	L4	123	2.0	200SX	226112	226110	226206	226203	226204	226208
93-91	L4	123	2.0	NX	226112	226110	226206	226203	226204	226208
89-82	L4	123	2.0	STANZA	226112	226110	226206	226203	226204	226208
88-86	L4	122	2.0	MULTI	226112	226110	226206	226203	226204	226208
88-77	L4	123	2.0	200SX	226112	226110	226206	226203	226204	226208
07-00	L4	111	1.8	SENTRA	226112	226110	226206	226203	226204	226208
89-88	L4	111	1.8	PULSAR NX	226112	226110	226206	226203	226204	226208
87-84	L4	111	1.8	200SX	226112	226110	226206	226203	226204	226208
87-83	L4	104	1.7	SENTRA	226112	226110	226206	226203	226204	226208
99-84	L4	98	1.6	SENTRA	226112	226110	226206	226203	226204	226208
98-95	L4	98	1.6	200SX	226112	226110	226206	226203	226204	226208
90-83	L4	98	1.6	PULSAR	226112	226110	226206	226203	226204	226208
90-83	L4	98	1.6	PULSAR NX	226112	226110	226206	226203	226204	226208
83-82	L4	92	1.5	SENTRA	226112	226110	226206	226203	226204	226208
82-81	L4	92	1.5	310	226112	226110	226206	226203	226204	226208
82-80	L4	92	1.5	210	226112	226110	226206	226203	226204	226208
82-81	L4	85	1.4	310	226112	226110	226206	226203	226204	226208
82-79	L4	85	1.4	210	226112	226110	226206	226203	226204	226208
78-76	L4	85	1.4	F10	226112	226110	226206	226203	226204	226208
78-74	L4	85	1.4	B210	226112	226110	226206	226203	226204	226208
91-84	L4	75	1.2	MICRA	226112	226110	226206	226203	226204	226208
82-79	L4	74	1.2	210	226112	226110	226206	226203	226204	226208
<b>NISSAN TRUCKS AND VANS</b>										
10-04	V8		5.6	ARMADA, TITAN	Two 226114's	226114	226206	226203	226204	226208
10-05	V6	245	4.0	PATHFINDER, FRONTIER, XTERRA	226116 or 226216	226112	226206	226203	226204	226208
07-05	V6	215	3.5	MURANO, QUEST	226116 or 226216	226112	226206	226203	226204	226208
10-01	V6	215	3.5	PATHFINDER	226116 or 226216	226112	226206	226203	226204	226208
00-96	V6	203	3.3	PATHFINDER	226116 or 226216	226112	226206	226203	226204	226208

**CAUTION: Do not use smaller fan(s) than those recommended. Cooling problems may result.**

(1) The recommended fan(s) for primary cooling are based on required airflow for that vehicle. Measure available core space to verify the fan(s) will fit. See page 97 for fan dimensions.

(2) For add-on cooling, use the largest fan that will fit. Allow 1" clearance between the fan and closest vehicle component. See electrical guide for fan dimensions.

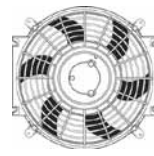
(3) Air volume requirements too large for electric fans. Use fan clutch. See Fan Clutch applications.

(4) Not recommended for electronic fan clutch replacement. See Fan Clutch applications.

# ELECTRIC FANS

## Application Guide

RAPID-COOL®/THIN-LINE



FAN CONTROLLERS



YEAR	ENGINE TYPE	CU.IN.	LITER	APPLICATION	PRIMARY COOLING (1)	ADD-ON COOLING (2)	PRESET	ECONO ADJUSTABLE	PREMIUM ADJUSTABLE PUSH-IN	PREMIUM ADJUSTABLE SCREW-IN
<b>NISSAN TRUCKS AND VANS (Cont'd)</b>										
05-00	V6	203	3.3	XTERRA	226116 or 226216	226112	226206	226203	226204	226208
05-98	V6	203	3.3	QUEST	226116 or 226216	226112	226206	226203	226204	226208
05-99	V6	203	3.3	FRONTIER	226116 or 226216	226112	226206	226203	226204	226208
98-93	V6	184	3.0	QUEST	226116 or 226216	226112	226206	226203	226204	226208
96-94	V6	183	3.0	PICKUP	226116 or 226216	226112	226206	226203	226204	226208
95-87	V6	183	3.0	PATHFINDER	226116 or 226216	226112	226206	226203	226204	226208
94-86	V6	183	3.0	D21 PICKUP	226116 or 226216	226112	226206	226203	226204	226208
86	V6	181	3.0	DIESEL 720 PICKUP	226116 or 226216	226112	226206	226203	226204	226208
10-05	L4	154	2.5	FRONTIER	226114	226112	226206	226203	226204	226208
10-05	L4	154	2.5	X-TRAIL	226114	226112	226206	226203	226204	226208
86-83	L4	154	2.5	720 PICKUP	226114	226112	226206	226203	226204	226208
05-98	L4	147	2.4	FRONTIER	226114	226112	226206	226203	226204	226208
05-00	L4	147	2.4	XTERRA	226114	226112	226206	226203	226204	226208
97-94	L4	147	2.4	PICKUP	226114	226112	226206	226203	226204	226208
94-86	L4	147	2.4	D21 PICKUP	226114	226112	226206	226203	226204	226208
90-87	L4	147	2.4	VAN	226114	226112	226206	226203	226204	226208
89-87	L4	147	2.4	PATHFINDER	226114	226112	226206	226203	226204	226208
86-83	L4	147	2.4	720 PICKUP	226114	226112	226206	226203	226204	226208
83-81	L4	135	2.2	DIESEL 720 PICKUP	226114	226112	226206	226203	226204	226208
83-81	L4	135	2.2	720 PICKUP	226114	226112	226206	226203	226204	226208
85-80	L4	123	2.0	720 PICKUP	226112	226110	226206	226203	226204	226208
81-78	L4	123	2.0	510	226112	226110	226206	226203	226204	226208
79-75	L4	123	2.0	620 PICKUP	226112	226110	226206	226203	226204	226208
76-75	L4	123	2.0	610	226112	226110	226206	226203	226204	226208
74	L4	111	1.8	710	226112	226110	226206	226203	226204	226208
74	L4	111	1.8	620 PICKUP	226112	226110	226206	226203	226204	226208
73	L4	111	1.8	610	226112	226110	226206	226203	226204	226208
73-72	L4	98	1.6	620 PICKUP	226112	226110	226206	226203	226204	226208
73-68	L4	98	1.6	510	226112	226110	226206	226203	226204	226208
72-70	L4	98	1.6	521 PICKUP	226112	226110	226206	226203	226204	226208
69	L4	79	1.3	521 PICKUP	226112	226110	226206	226203	226204	226208
68-65	L4	79	1.3	520 PICKUP	226112	226110	226206	226203	226204	226208
73-71	L4	74	1.2	1200	226112	226110	226206	226203	226204	226208
<b>OLDSMOBILE CARS</b>										
76-68	V8	455	7.5	ALL MODELS	(3)	226114	226206	226203	226204	226208
67-65	V8	425	7.0	ALL MODELS	(3)	226114	226206	226203	226204	226208
79-77	V8	403	6.6	ALL MODELS	(3)	226114	226206	226203	226204	226208
75-65	V8	400	6.6	ALL MODELS	(3)	226114	226206	226203	226204	226208
92	V8	350	5.7	DELTA 88	Two 226114's	226112	226206	226203	226204	226208
85-78	V8	350	5.7 (N)	DIESEL	Two 226114's	226112	226206	226203	226204	226208
80-68	V8	350	5.7	ALL MODELS	Two 226114's	226112	226206	226203	226204	226208
90-80	V8	307	5.0	ALL MODELS	Two 226114's	226112	226206	226203	226204	226208
92-77	V8	305	5.0	ALL MODELS	Two 226114's	226112	226206	226203	226204	226208
83	V8	302	5.0	CUTLASS CALAIS	Two 226114's	226112	226206	226203	226204	226208

**CAUTION: Do not use smaller fan(s) than those recommended. Cooling problems may result.**

(1) The recommended fan(s) for primary cooling are based on required airflow for that vehicle. Measure available core space to verify the fan(s) will fit. See page 97 for fan dimensions.

(2) For add-on cooling, use the largest fan that will fit. Allow 1" clearance between the fan and closest vehicle component. See electrical guide for fan dimensions.

(3) Air volume requirements too large for electric fans. Use fan clutch. See Fan Clutch applications.

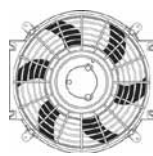
(4) Not recommended for electronic fan clutch replacement. See Fan Clutch applications.



# ELECTRIC FANS

## Application Guide

### RAPID-COOL®/THIN-LINE



### FAN CONTROLLERS



YEAR	TYPE	ENGINE CU.IN.	LITER	APPLICATION	PRIMARY COOLING (1)	ADD-ON COOLING (2)	PRESET	ECONO ADJUSTABLE	PREMIUM ADJUSTABLE PUSH-IN	PREMIUM ADJUSTABLE SCREW-IN
<b>OLDSMOBILE CARS (Cont'd)</b>										
79-78	V8	301	4.9	ALL MODELS	Two 226114's	226112	226206	226203	226204	226208
82-81	V8	267	4.4	ALL MODELS	Two 226114's	226112	226206	226203	226204	226208
85-79	V6	260	4.3 (T)	DIESEL	226116 or 226216	226112	226206	226203	226204	226208
82-75	V8	260	4.3	ALL MODELS	Two 226114's	226112	226206	226203	226204	226208
84-81	V6	252	4.1	ALL MODELS	Two 226114's	226112	226206	226203	226204	226208
76-66	L6	250	4.1	ALL MODELS	Two 226114's	226112	226206	226203	226204	226208
03-01	V8	244	4.0	AURORA	Two 226114's	226112	226206	226203	226204	226208
00-95	V8	244	4.0	AURORA	Two 226114's	226112	226206	226203	226204	226208
99-75	V6	231	3.8	ALL MODELS	Two 226114's	226112	226206	226203	226204	226208
65-64	L6	225	3.7	ALL MODELS	Two 226114's	226112	226206	226203	226204	226208
02-01	V6	214	3.5	AURORA	226114 or 226116	226112	226206	226203	226204	226208
02-00	V6	214	3.5	INTRIGUE	226114 or 226116	226112	226206	226203	226204	226208
99	V6	214	3.5	INTRIGUE	226114 or 226116	226112	226206	226203	226204	226208
63-61	V8	215	3.5	ALL MODELS	226114 or 226116	226112	226206	226203	226204	226208
01-00	V6	207	3.4	SILHOUETTE APV	226114 or 226116	226112	226206	226203	226204	226208
04-00	V6	207	3.4	ALERO	226114 or 226116	226112	226206	226203	226204	226208
99-91	V6	207	3.4	ALL MODELS	226114 or 226116	226112	226206	226203	226204	226208
93-89	V6	204	3.3	ALL MODELS	226114 or 226116	226112	226206	226203	226204	226208
99-89	V6	189	3.1	ALL MODELS	226114 or 226116	226112	226206	226203	226204	226208
88-82	V6	181	3.0	ALL MODELS	226114 or 226116	226112	226206	226203	226204	226208
89-79	V6	173	2.8	ALL MODELS	226114	226112	226206	226203	226204	226208
95-79	L4	151	2.5	ALL MODELS	226114	226112	226206	226203	226204	226208
01-96	L4	146	2.4	ALL MODELS	226114	226112	226206	226203	226204	226208
95-87	L4	138	2.3	ALL MODELS	226114	226112	226206	226203	226204	226208
77-76	L4	140	2.3	ALL MODELS	226114	226112	226206	226203	226204	226208
96-93	L4	134	2.2	ALL MODELS	226114	226112	226206	226203	226204	226208
88-83	L4	122	2.0	ALL MODELS	226112	226110	226206	226203	226204	226208
86-82	L4	112	1.8	ALL MODELS	226112	226110	226206	226203	226204	226208
<b>OLDSMOBILE TRUCKS</b>										
04-02	L6	258	4.2	BRAVADA	Two 226114's	226112	226206	226203	226204	226208
01-96	V6	262	4.3	BRAVADA	Two 226114's	226112	226206	226203	226204	226208
95-91	V6	262	4.3	BRAVADA	Two 226114's	226112	226206	226203	226204	226208
<b>PLYMOUTH CARS AND MINI VANS</b>										
78-66	V8	440	7.2	ALL MODELS	(3)	226114	226206	226203	226204	226208
71-63	V8	426	7.0	ALL MODELS	(3)	226114	226206	226203	226204	226208
78-72	V8	400	6.6	ALL MODELS	(3)	226114	226206	226203	226204	226208
71-60	V8	383	6.4	ALL MODELS	(3)	226114	226206	226203	226204	226208
64-60	V8	361	5.9	ALL MODELS	Two 226114's	226114	226206	226203	226204	226208
80-71	V8	360	5.9	ALL MODELS	Two 226114's	226114	226206	226203	226204	226208
73-68	V8	340	5.6	ALL MODELS	Two 226114's	226114	226206	226203	226204	226208
89-60	V8	318	5.2	ALL MODELS	Two 226114's	226114	226206	226203	226204	226208
69-64	V8	273	4.5	ALL MODELS	Two 226114's	226114	226206	226203	226204	226208
99-98	V6	230	3.8	VOYAGER	Two 226114's	226114	226206	226203	226204	226208
95-94	V6	230	3.8	GRAND VOYAGER	Two 226114's	226114	226206	226203	226204	226208

**CAUTION: Do not use smaller fan(s) than those recommended. Cooling problems may result.**

(1) The recommended fan(s) for primary cooling are based on required airflow for that vehicle. Measure available core space to verify the fan(s) will fit. See page 97 for fan dimensions.

(2) For add-on cooling, use the largest fan that will fit. Allow 1" clearance between the fan and closest vehicle component. See electrical guide for fan dimensions.


(3) Air volume requirements too large for electric fans. Use fan clutch. See Fan Clutch applications.

(4) Not recommended for electronic fan clutch replacement. See Fan Clutch applications.

# ELECTRIC FANS

## Application Guide

RAPID-COOL®/THIN-LINE



FAN CONTROLLERS



YEAR	ENGINE TYPE	CU.IN.	LITER	APPLICATION	PRIMARY COOLING (1)	ADD-ON COOLING (2)	PRESET	ECONO ADJUSTABLE	PREMIUM ADJUSTABLE PUSH-IN	PREMIUM ADJUSTABLE SCREW-IN
<b>PLYMOUTH CARS AND MINI VANS (Cont'd)</b>										
83-60	L6	225	3.7	ALL MODELS	Two 226114's	226114	226206	226203	226204	226208
00-90	V6	201	3.3	GRAND VOYAGER	226116 or 226216	226114	226206	226203	226204	226208
00-91	V6	201	3.3	VOYAGER	226116 or 226216	226114	226206	226203	226204	226208
74-70	L6	198	3.2	ALL MODELS	226114 or 226116	226112	226206	226203	226204	226208
00-88	V6	181	3.0	GRAND VOYAGER	226116 or 226216	226112	226206	226203	226204	226208
00-87	V6	181	3.0	VOYAGER	226116 or 226216	226112	226206	226203	226204	226208
94-92	V6	181	3.0	SUNDANCE	226114 or 226116	226112	226206	226203	226204	226208
95-89	V6	181	3.0	ACCLAIM	226114 or 226116	226112	226206	226203	226204	226208
69-60	L6	170	2.8	ALL MODELS	226114	226112	226206	226203	226204	226208
86-78	L4	156	2.6	ALL MODELS	226114	226112	226206	226203	226204	226208
87-84	L4	156	2.6	VOYAGER	226114	226112	226206	226203	226204	226208
90-88	L4	153	2.5	GRAND VOYAGER	226114	226112	226206	226203	226204	226208
95-87	L4	153	2.5	VOYAGER	226114	226112	226206	226203	226204	226208
95-86	L4	153	2.5	ACCLAIM	226114	226112	226206	226203	226204	226208
97-96	L4	148	2.4	GRAND VOYAGER	226114	226112	226206	226203	226204	226208
00-96	L4	148	2.4	VOYAGER	226114	226112	226206	226203	226204	226208
00-96	L4	148	2.4	BREEZE	226114	226112	226206	226203	226204	226208
94-92	L4	148	2.4	COLT	226114	226112	226206	226203	226204	226208
94-81	L4	135	2.2	ALL MODELS	226114	226112	226206	226203	226204	226208
87-84	L4	135	2.2	VOYAGER	226114	226112	226206	226203	226204	226208
82-76	L4	122	2.0	ARROW	226112	226110	226206	226203	226204	226208
00-96	L4	122	2.0	BREEZE	226112	226110	226206	226203	226204	226208
91-73	L4	122	2.0	COLT	226112	226110	226206	226203	226204	226208
94-90	L4	122	2.0	LASER	226112	226110	226206	226203	226204	226208
01-95	L4	122	2.0	NEON	226112	226110	226206	226203	226204	226208
94-89	L4	112	1.8	COLT	226112	226110	226206	226203	226204	226208
94-90	L4	107	1.8	LASER	226112	226110	226206	226203	226204	226208
83-78	L4	104	1.7	HORIZON	226112	226110	226206	226203	226204	226208
80-76	L4	98	1.6	ARROW	226112	226110	226206	226203	226204	226208
82-79	L4	98	1.6	CHAMP	226112	226110	226206	226203	226204	226208
90-76	L4	98	1.6	COLT	226112	226110	226206	226203	226204	226208
86-83	L4	98	1.6	HORIZON	226112	226110	226206	226203	226204	226208
79-78	L4	98	1.6	SAPPORO	226112	226110	226206	226203	226204	226208
85-83	L4	98	1.6	TURISMO	226112	226110	226206	226203	226204	226208
94-85	L4	90	1.5	COLT	226112	226110	226206	226203	226204	226208
73-71	L4	90	1.5	CRICKET	226112	226110	226206	226203	226204	226208
82-79	L4	86	1.4	CHAMP	226112	226110	226206	226203	226204	226208
84-79	L4	86	1.4	COLT	226112	226110	226206	226203	226204	226208
<b>PLYMOUTH TRUCKS AND VANS</b>										
78-76	V8	440	7.2	PB200-PB300 VAN	(3)	226114	226206	226203	226204	226208
78-74	V8	440	7.2	TRAILDUSTER	(3)	226114	226206	226203	226204	226208
78-76	V8	400	6.6	TRAILDUSTER	(3)	226114	226206	226203	226204	226208
78-76	V8	400	6.6	PB200-PB300 VAN	(3)	226114	226206	226203	226204	226208
83-81	V8	360	5.9	PB350 VAN	Two 226114's	226112	226206	226203	226204	226208

**CAUTION: Do not use smaller fan(s) than those recommended. Cooling problems may result.**

(1) The recommended fan(s) for primary cooling are based on required airflow for that vehicle. Measure available core space to verify the fan(s) will fit. See page 97 for fan dimensions.

(2) For add-on cooling, use the largest fan that will fit. Allow 1" clearance between the fan and closest vehicle component. See electrical guide for fan dimensions.

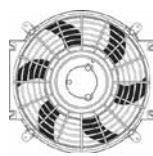
(3) Air volume requirements too large for electric fans. Use fan clutch. See Fan Clutch applications.

(4) Not recommended for electronic fan clutch replacement. See Fan Clutch applications.

# ELECTRIC FANS

## Application Guide

### RAPID-COOL®/THIN-LINE



### FAN CONTROLLERS



YEAR	TYPE	ENGINE CU.IN.	LITER	APPLICATION	PRIMARY COOLING (1)	ADD-ON COOLING (2)	PRESET	ECONO ADJUSTABLE	PREMIUM ADJUSTABLE PUSH-IN	PREMIUM ADJUSTABLE SCREW-IN
<b>PLYMOUTH TRUCKS AND VANS (Cont'd)</b>										
83-74	V8	360	5.9	PB200-PB300 VAN	Two 226114's	226112	226206	226203	226204	226208
81-74	V8	360	5.9	TRAILDUSTER	Two 226114's	226112	226206	226203	226204	226208
81	V8	360	5.9	PB250 VAN	Two 226114's	226112	226206	226203	226204	226208
80-74	V8	360	5.9	PB200 VAN	Two 226114's	226112	226206	226203	226204	226208
80-74	V8	360	5.9	PB300 VAN	Two 226114's	226112	226206	226203	226204	226208
78-74	V8	360	5.9	PB100 VAN	Two 226114's	226112	226206	226203	226204	226208
83-81	V8	318	5.2	PB150 VAN	Two 226114's	226112	226206	226203	226204	226208
83-81	V8	318	5.2	PB250 VAN	Two 226114's	226112	226206	226203	226204	226208
83-81	V8	318	5.2	PB350 VAN	Two 226114's	226112	226206	226203	226204	226208
81-74	V8	318	5.2	TRAILDUSTER	Two 226114's	226112	226206	226203	226204	226208
80-74	V8	318	5.2	PB200 VAN	Two 226114's	226112	226206	226203	226204	226208
80-74	V8	318	5.2	PB300 VAN	Two 226114's	226112	226206	226203	226204	226208
79-74	V8	318	5.2	PB100 VAN	Two 226114's	226112	226206	226203	226204	226208
83-81	L6	225	3.7	PB150 VAN	Two 226114's	226112	226206	226203	226204	226208
80-75	L6	225	3.7	TRAILDUSTER	Two 226114's	226110	226206	226203	226204	226208
80-74	L6	225	3.7	PB100 VAN	Two 226114's	226110	226206	226203	226204	226208
80-74	L6	225	3.7	PB200 VAN	Two 226114's	226110	226206	226203	226204	226208
83-80	L6	225	3.7	PB250 VAN	Two 226114's	226110	226206	226203	226204	226208
<b>PONTIAC CARS AND MINIVANS</b>										
76-70	V8	455	7.5	ALL MODELS	(3)	226114	226206	226203	226204	226208
69-67	V8	428	7.0	ALL MODELS	(3)	226114	226206	226203	226204	226208
66-63	V8	421	6.9	ALL MODELS	(3)	226114	226206	226203	226204	226208
79-77	V8	403	6.6	ALL MODELS	(3)	226114	226206	226203	226204	226208
79-67	V8	400	6.6	ALL MODELS	(3)	226114	226206	226203	226204	226208
66-60	V8	389	6.4	ALL MODELS	(3)	226114	226206	226203	226204	226208
02-87	V8	350	5.7	FIREBIRD	Two 226114's	226112	226206	226203	226204	226208
85-80	V8	350	5.7	DIESEL	Two 226114's	226112	226206	226203	226204	226208
85	V8	350	5.7	PARISIENNE	Two 226114's	226112	226206	226203	226204	226208
80-68	V8	350	5.7	ALL MODELS	Two 226114's	226112	226206	226203	226204	226208
67-63	V8	326	5.3	ALL MODELS	Two 226114's	226112	226206	226203	226204	226208
81-71	V8	307	5.0	ALL MODELS	Two 226114's	226112	226206	226203	226204	226208
92-76	V8	305	5.0	ALL MODELS	Two 226114's	226112	226206	226203	226204	226208
81-77	V8	301	4.9	ALL MODELS	Two 226114's	226112	226206	226203	226204	226208
82-79	V8	267	4.4	ALL MODELS	Two 226114's	226112	226206	226203	226204	226208
87-85	V6	262	4.3	ALL MODELS	Two 226114's	226112	226206	226203	226204	226208
85-82	V6	260	4.3	6000 DIESEL	Two 226114's	226112	226206	226203	226204	226208
81-80	V8	265	4.3	ALL MODELS	Two 226114's	226112	226206	226203	226204	226208
76-75	V8	260	4.3	ALL MODELS	Two 226114's	226112	226206	226203	226204	226208
82	V6	252	4.1	ALL MODELS	Two 226114's	226112	226206	226203	226204	226208
79-68	L6	250	4.1	ALL MODELS	Two 226114's	226112	226206	226203	226204	226208
06	V6	237	3.9	MONTANA SV6	Two 226114's	226112	226206	226203	226204	226208
05-01	V6	231	3.8	BONNEVILLE	Two 226114's	226112	226206	226203	226204	226208
07-00	V6	231	3.8	GRAND PRIX	Two 226114's	226112	226206	226203	226204	226208
03-00	V6	231	3.8	FIREBIRD	Two 226114's	226112	226206	226203	226204	226208

**CAUTION: Do not use smaller fan(s) than those recommended. Cooling problems may result.**

(1) The recommended fan(s) for primary cooling are based on required airflow for that vehicle. Measure available core space to verify the fan(s) will fit. See page 97 for fan dimensions.

(2) For add-on cooling, use the largest fan that will fit. Allow 1" clearance between the fan and closest vehicle component. See electrical guide for fan dimensions.


(3) Air volume requirements too large for electric fans. Use fan clutch. See Fan Clutch applications.

(4) Not recommended for electronic fan clutch replacement. See Fan Clutch applications.

# ELECTRIC FANS

## Application Guide

RAPID-COOL®/THIN-LINE



FAN CONTROLLERS



YEAR	ENGINE TYPE	CU.IN.	LITER	APPLICATION	PRIMARY COOLING (1)	ADD-ON COOLING (2)	PRESET	ECONO ADJUSTABLE	PREMIUM ADJUSTABLE PUSH-IN	PREMIUM ADJUSTABLE SCREW-IN
<b>PONTIAC CARS AND MINIVANS (Cont'd)</b>										
99-90	V6	231	3.8	ALL MODELS	Two 226114's	226112	226206	226203	226204	226208
89-76	V6	231	3.8	ALL MODELS	Two 226114's	226112	226206	226203	226204	226208
83-80	V6	229	3.8	ALL MODELS	Two 226114's	226112	226206	226203	226204	226208
83-80	V6	229	3.8	ALL MODELS	Two 226114's	226112	226206	226203	226204	226208
67-66	L6	230	3.8	FIREBIRD	Two 226114's	226112	226206	226203	226204	226208
05-06	V6	211	3.5	MONTANA SV6	Two 226114's	226112	226206	226203	226204	226208
65-64	L6	215	3.5	ALL MODELS	226114 or 226116	226110	226206	226203	226204	226208
05-01	V6	207	3.4	AZTEK	226114 or 226116	226110	226206	226203	226204	226208
05-01	V6	207	3.4	MONTANA	226114 or 226116	226110	226206	226203	226204	226208
99	V6	207	3.4	MONTANA	226114 or 226116	226110	226206	226203	226204	226208
05-00	V6	207	3.4	GRAND AM	226114 or 226116	226110	226206	226203	226204	226208
98-96	V6	207	3.4	TRANS SPORT	226114 or 226116	226110	226206	226203	226204	226208
07-06	V6	207	3.4	TORRENT	226114 or 226116	226110	226206	226203	226204	226208
96-91	V6	207	3.4	GRAND PRIX	226114 or 226116	226110	226206	226203	226204	226208
95-93	V6	207	3.4	FIREBIRD	226114 or 226116	226110	226206	226203	226204	226208
93-92	V6	204	3.3	GRAND AM	226114 or 226116	226110	226206	226203	226204	226208
79-78	V6	200	3.3	GRAND LEMANS	226114 or 226116	226110	226206	226203	226204	226208
79-78	V6	200	3.3	LEMANS	226114 or 226116	226110	226206	226203	226204	226208
03-00	V6	189	3.1	GRAND PRIX	226114 or 226116	226110	226206	226203	226204	226208
99-89	V6	189	3.1	ALL MODELS	226114 or 226116	226110	226206	226203	226204	226208
95-90	V6	189	3.1	TRANS SPORT	226114 or 226116	226110	226206	226203	226204	226208
87-85	V6	181	3.0	GRAND AM	226114 or 226116	226110	226206	226203	226204	226208
89-80	V6	173	2.8	6000	226114	226112	226206	226203	226204	226208
91-77	L4	151	2.5	ALL MODELS	226114	226112	226206	226203	226204	226208
01-96	L4	146	2.4	GRAND AM	226114	226112	226206	226203	226204	226208
02-98	L4	146	2.4	SUNFIRE	226114	226112	226206	226203	226204	226208
95-88	L4	138	2.3	GRAND AM	226114	226112	226206	226203	226204	226208
77-75	L4	140	2.3	ASTRE, SUNBIRD	226114	226112	226206	226203	226204	226208
04-95	L4	134	2.2	SUNFIRE	226114	226112	226206	226203	226204	226208
04-02	L4	134	2.2	GRAND AM	226114	226112	226206	226203	226204	226208
91-90	L4	134	2.2	TEMPEST	226114	226112	226206	226203	226204	226208
94-83	L4	122	2.0	ALL MODELS	226112	226110	226206	226203	226204	226208
86-81	L4	112	1.8	SUNBIRD	226112	226110	226206	226203	226204	226208
07-05	L4	112	1.8	VIBE	226112	226110	226206	226203	226204	226208
87-82	L4	98	1.6	T-1000	226112	226110	226206	226203	226204	226208
97-83	L4	98	1.6	ALL MODELS	226112	226110	226206	226203	226204	226208
87-76	L4	98	1.6	ACADIAN	226112	226110	226206	226203	226204	226208
88-85	L4	92	1.5	SUNBURST	226112	226110	226206	226203	226204	226208
77-76	L4	85	1.4	ACADIAN	226112	226110	226206	226203	226204	226208
<b>SATURN</b>										
05	V6	215	3.5	VUE	226114 or 226116	226110	226206	226203	226204	226208
04-00	V6	184	3.0	VUE, L, LW SERIES	226114 or 226116	226110	226206	226203	226204	226208
05-00	L4	135	2.2	ION, VUE, L, LW SERIES	226114	226112	226206	226203	226204	226208
02-91	L4	117	1.9	SC, SW, SL, SERIES	226112	226110	226206	226203	226204	226208

**CAUTION: Do not use smaller fan(s) than those recommended. Cooling problems may result.**

(1) The recommended fan(s) for primary cooling are based on required airflow for that vehicle. Measure available core space to verify the fan(s) will fit. See page 97 for fan dimensions.

(2) For add-on cooling, use the largest fan that will fit. Allow 1" clearance between the fan and closest vehicle component. See electrical guide for fan dimensions.

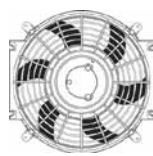
(3) Air volume requirements too large for electric fans. Use fan clutch. See Fan Clutch applications.

(4) Not recommended for electronic fan clutch replacement. See Fan Clutch applications.

# ELECTRIC FANS

## Application Guide

### RAPID-COOL®/THIN-LINE



### FAN CONTROLLERS



YEAR	TYPE	ENGINE CU.IN.	LITER	APPLICATION	PRIMARY COOLING (1)	ADD-ON COOLING (2)	PRESET	ECONO ADJUSTABLE	PREMIUM ADJUSTABLE PUSH-IN	PREMIUM ADJUSTABLE SCREW-IN
<b>SUBARU</b>										
97-92	H6	204	3.3	SVX	226114 or 226116	226110	226206	226203	226204	226208
09-01	H6	184	3.0	OUTBACK	226114 or 226116	226110	226206	226203	226204	226208
91-88	H6	164	2.7	XT6	226114	226112	226206	226203	226204	226208
10-96	H4	151	2.5	LEGACY	226114	226112	226206	226203	226204	226208
05-01	H4	151	2.5	OUTBACK	226114	226112	226206	226203	226204	226208
05-98	H4	151	2.5	IMPREZA	226114	226112	226206	226203	226204	226208
05-98	H4	151	2.5	FORESTER, BAJA	226114	226112	226206	226203	226204	226208
99-90	H4	136	2.2	LEGACY	226114	226112	226206	226203	226204	226208
01-96	H4	136	2.2	IMPREZA	226114	226112	226206	226203	226204	226208
05-02	H4	121	2.0	IMPREZA WRX	226112	226110	226206	226203	226204	226208
91-85	H4	109	1.8	XT	226112	226110	226206	226203	226204	226208
89-86	H4	109	1.8	RX	226112	226110	226206	226203	226204	226208
94-90	H4	109	1.8	LOYALE	226112	226110	226206	226203	226204	226208
97-93	H4	109	1.8	IMPREZA	226112	226110	226206	226203	226204	226208
89-85	H4	109	1.8	GL-10	226112	226110	226206	226203	226204	226208
89-80	H4	109	1.8	GL,DL	226112	226110	226206	226203	226204	226208
87-81	H4	109	1.8	BRAT	226112	226110	226206	226203	226204	226208
87-77	H4	98	1.6	STANDARD	226112	226110	226206	226203	226204	226208
87-79	H4	98	1.6	GL	226112	226110	226206	226203	226204	226208
79-76	H4	98	1.6	GF,FE	226112	226110	226206	226203	226204	226208
84-80	H4	98	1.6	DL	226112	226110	226206	226203	226204	226208
80-78	H4	98	1.6	BRAT	226112	226110	226206	226203	226204	226208
94-87	L3	73	1.2	JUSTY	226112	226110	226206	226203	226204	226208
<b>TOYOTA CARS</b>										
10-05	V6	202	3.3	CAMRY	226114 or 226116	226110	226206	226203	226204	226208
10-05	V6	202	3.3	SOLARA	226114 or 226116	226110	226206	226203	226204	226208
03-99	V6	184	3.0	SOLARA	226114 or 226116	226110	226206	226203	226204	226208
05-95	V6	184	3.0	AVALON	226114 or 226116	226110	226206	226203	226204	226208
05-92	V6	184	3.0	CAMRY	226114 or 226116	226110	226206	226203	226204	226208
98-86	L6	184	3.0	SUPRA	226114 or 226116	226110	226206	226203	226204	226208
92-89	L6	184	3.0	CRESSIDA	226114 or 226116	226110	226206	226203	226204	226208
92-81	V6	168	2.8	CRESSIDA	226114	226112	226206	226203	226204	226208
91-81	L6	172	2.8	SUPRA	226114	226112	226206	226203	226204	226208
80-78	L6	160	2.6	CRESSIDA	226114	226112	226206	226203	226204	226208
80-79	L6	160	2.6	SUPRA	226114	226112	226206	226203	226204	226208
92-88	V6	154	2.5	CAMRY	226114	226112	226206	226203	226204	226208
05-02	L4	147	2.4	CAMRY, SOLARA	226114	226112	226206	226203	226204	226208
97-91	L4	147	2.4	PREVIA	226114	226112	226206	226203	226204	226208
85-81	L4	147	2.4	CELICA	226114	226112	226206	226203	226204	226208
82-81	L4	147	2.4	CORONA	226114	226112	226206	226203	226204	226208
01-99	L4	135	2.2	SOLARA	226114	226112	226206	226203	226204	226208
01-92	L4	135	2.2	CAMRY	226114	226112	226206	226203	226204	226208
99-75	L4	135	2.2	CELICA	226114	226112	226206	226203	226204	226208
95-91	L4	135	2.2	MR2	226114	226112	226206	226203	226204	226208

**CAUTION: Do not use smaller fan(s) than those recommended. Cooling problems may result.**

(1) The recommended fan(s) for primary cooling are based on required airflow for that vehicle. Measure available core space to verify the fan(s) will fit. See page 97 for fan dimensions.

(2) For add-on cooling, use the largest fan that will fit. Allow 1" clearance between the fan and closest vehicle component. See electrical guide for fan dimensions.

(3) Air volume requirements too large for electric fans. Use fan clutch. See Fan Clutch applications.

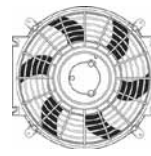
(4) Not recommended for electronic fan clutch replacement. See Fan Clutch applications.

# ELECTRIC FANS

## Application Guide

RAPID-COOL®/THIN-LINE

FAN CONTROLLERS



YEAR	TYPE	ENGINE CU.IN.	LITER	APPLICATION	PRIMARY COOLING (1)	ADD-ON COOLING (2)	PRESET	ECONO ADJUSTABLE	PREMIUM ADJUSTABLE PUSH-IN	PREMIUM ADJUSTABLE SCREW-IN
<b>TOYOTA CARS (Cont'd)</b>										
80-75	L4	135	2.2	CORONA	226114	226112	226206	226203	226204	226208
95-91	L4	123	2.0	MR2	226112	226110	226206	226203	226204	226208
93-72	L4	123	2.0	CELICA	226112	226110	226206	226203	226204	226208
92-83	L4	123	2.0	CAMRY	226112	226110	226206	226203	226204	226208
86	L4	123	2.0	DIESEL CAMRY	226112	226110	226206	226203	226204	226208
74-72	L4	123	2.0	CORONA	226112	226110	226206	226203	226204	226208
04-00	L4	111	1.8	CELICA	226112	226110	226206	226203	226204	226208
05-93	L4	111	1.8	COROLLA	226112	226110	226206	226203	226204	226208
05-00	L4	111	1.8	MR SPYDER	226112	226110	226206	226203	226204	226208
86-84	L4	111	1.8	CAMRY	226112	226110	226206	226203	226204	226208
85-84	L4	111	1.8	COROLLA	226112	226110	226206	226203	226204	226208
82-80	L4	111	1.8	COROLLA	226112	226110	226206	226203	226204	226208
97-83	L4	98	1.6	COROLLA	226112	226110	226206	226203	226204	226208
93-90	L4	98	1.6	CELICA	226112	226110	226206	226203	226204	226208
89-85	L4	98	1.6	MR2	226112	226110	226206	226203	226204	226208
79-71	L4	98	1.6	COROLLA	226112	226110	226206	226203	226204	226208
05-01	L4	92	1.5	PRIUS	226112	226110	226206	226203	226204	226208
05-00	L4	92	1.5	ECHO	226112	226110	226206	226203	226204	226208
99-92	L4	92	1.5	PASEO	226112	226110	226206	226203	226204	226208
98-80	L4	92	1.5	TERCEL	226112	226110	226206	226203	226204	226208
84-81	L4	80	1.3	STARLET	226112	226110	226206	226203	226204	226208
79-69	L4	74	1.2	COROLLA	226112	226110	226206	226203	226204	226208
<b>TOYOTA TRUCKS AND SUVs</b>										
10-07	V8	350	5.7	TUNDRA	Two 226114's	226112	226206	226203	226204	226208
07-03	V8	285	4.7	4 RUNNER	226116 or 226216	226114	226206	226203	226204	226208
07-01	V8	285	4.7	SEQUOIA	226116 or 226216	226114	226206	226203	226204	226208
07-98	V8	285	4.7	LAND CRUISER	226116 or 226216	226114	226206	226203	226204	226208
07-00	V8	285	4.7	TUNDRA	226116 or 226216	226114	226206	226203	226204	226208
97-93	L6	276	4.5	LAND CRUISER	226116 or 226216	226114	226206	226203	226204	226208
87-75	L6	258	4.2	LAND CRUISER	226116 or 226216	226114	226206	226203	226204	226208
07	V6	246	4.0	FJ CRUISER	226116 or 226216	226114	226206	226203	226204	226208
10-03	V6	246	4.0	4 RUNNER	226116 or 226216	226114	226206	226203	226204	226208
10-05	V6	246	4.0	TACOMA	226116 or 226216	226114	226206	226203	226204	226208
07-04	V6	246	4.0	TUNDRA	226116 or 226216	226114	226206	226203	226204	226208
92-88	L6	246	4.0	LAND CRUISER	226116 or 226216	226114	226206	226203	226204	226208
74-69	L6	239	3.9	LAND CRUISER	226116 or 226216	226114	226206	226203	226204	226208
10-05	V6	215	3.5	RAV 4	226114 or 226116	226110	226206	226203	226204	226208
02-96	V6	209	3.4	4 RUNNER	226114 or 226116	226110	226206	226203	226204	226208
04-95	V6	209	3.4	TACOMA	226114 or 226116	226110	226206	226203	226204	226208
05-00	V6	209	3.4	TUNDRA	226114 or 226116	226110	226206	226203	226204	226208
98-95	V6	209	3.4	T100	226114 or 226116	226110	226206	226203	226204	226208
85-81	L4	209	3.4	LAND CRUISER	226114 or 226116	226110	226206	226203	226204	226208
10-04	V6	202	3.3	HIGHLANDER	226114 or 226116	226110	226206	226203	226204	226208
03	V6	184	3.0	HIGHLANDER	226114 or 226116	226110	226206	226203	226204	226208

**CAUTION: Do not use smaller fan(s) than those recommended. Cooling problems may result.**

(1) The recommended fan(s) for primary cooling are based on required airflow for that vehicle. Measure available core space to verify the fan(s) will fit. See page 97 for fan dimensions.

(2) For add-on cooling, use the largest fan that will fit. Allow 1" clearance between the fan and closest vehicle component. See electrical guide for fan dimensions.

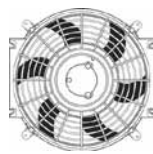
(3) Air volume requirements too large for electric fans. Use fan clutch. See Fan Clutch applications.

(4) Not recommended for electronic fan clutch replacement. See Fan Clutch applications.

# ELECTRIC FANS

## Application Guide

### RAPID-COOL®/THIN-LINE



### FAN CONTROLLERS



YEAR	TYPE	ENGINE CU.IN.	LITER	APPLICATION	PRIMARY COOLING (1)	ADD-ON COOLING (2)	PRESET	ECONO ADJUSTABLE	PREMIUM ADJUSTABLE PUSH-IN	PREMIUM ADJUSTABLE SCREW-IN
<b>TOYOTA TRUCKS AND SUVs (Cont'd)</b>										
95-88	V6	184	3.0	4 RUNNER	226114 or 226116	226110	226206	226203	226204	226208
95-88	V6	184	3.0	PICKUP	226114 or 226116	226110	226206	226203	226204	226208
94-93	V6	184	3.0	T100	226114 or 226116	226110	226206	226203	226204	226208
05-95	L4	166	2.7	TACOMA	226114	226112	226206	226203	226204	226208
00-96	L4	166	2.7	4 RUNNER	226114	226112	226206	226203	226204	226208
98-94	L4	166	2.7	T100	226114	226112	226206	226203	226204	226208
05-04	L4	147	2.4	RAV 4	226114	226112	226206	226203	226204	226208
05-01	L4	147	2.4	HIGHLANDER	226114	226112	226206	226203	226204	226208
04-95	L4	147	2.4	TACOMA	226114	226112	226206	226203	226204	226208
95-84	L4	147	2.4	4 RUNNER	226114	226112	226206	226203	226204	226208
95-81	L4	147	2.4	PICKUP	226114	226112	226206	226203	226204	226208
87-84	L4	147	2.4	DIESEL PICKUP	226114	226112	226206	226203	226204	226208
87	L4	209	2.4	DIESEL LANDCRUISER	226114	226112	226206	226203	226204	226208
83-81	L4	135	2.2	PICKUP	226114	226112	226206	226203	226204	226208
80-75	L4	135	2.2	PICKUP	226114	226112	226206	226203	226204	226208
03-96	L4	123	2.0	RAV4	226112	226110	226206	226203	226204	226208
74-72	L4	123	2.0	PICKUP	226112	226110	226206	226203	226204	226208
71-70	L4	117	1.9	PICKUP	226112	226110	226206	226203	226204	226208
<b>TOYOTA VANS</b>										
07	V6	215	3.5	SIENNA	226114 or 226116	226110	226206	226203	226204	226208
06-04	V6	202	3.3	SIENNA	226114 or 226116	226110	226206	226203	226204	226208
03-98	V6	184	3.0	SIENNA	226114 or 226116	226110	226206	226203	226204	226208
89-86	L4	135	2.2	VAN	226114	226112	226206	226203	226204	226208
88	L4	147	2.4	VAN WAGON	226114	226112	226206	226203	226204	226208
88	L4	137	2.3	VAN WAGON	226114	226112	226206	226203	226204	226208
85-84	L4	123	2.0	VAN	226112	226110	226206	226203	226204	226208
<b>VOLKSWAGEN</b>										
09-05	V8	258	4.2	TOUAREG	226114 or 226116	226110	226206	226203	226204	226208
04-02	W8	244	4.0	PASSAT	226114 or 226116	226110	226206	226203	226204	226208
04-05	V6	195	3.2	TOUAREG	226114 or 226116	226110	226206	226203	226204	226208
95-92	V6	172	2.8	CORRADO	226114	226112	226206	226203	226204	226208
04-97	V6	172	2.8	EUROVAN	226114	226112	226206	226203	226204	226208
05-95	V6	172	2.8	GOLF	226114	226112	226206	226203	226204	226208
04-94	V6	172	2.8	JETTA	226114	226112	226206	226203	226204	226208
05-93	V6	172	2.8	PASSAT	226114	226112	226206	226203	226204	226208
99-92	L5	150	2.5	EUROVAN, TRANSPORTER	226114	226112	226206	226203	226204	226208
96-93	L5	146	2.4	EUROVAN, TRANSPORTER	226114	226112	226206	226203	226204	226208
88-83	L5	135	2.2	QUANTUM	226114	226112	226206	226203	226204	226208
92-86	H4	129	2.1	VANAGON	226114	226112	226206	226203	226204	226208
03-95	L4	122	2.0	CABRIO, CABRIOLET	226112	226110	226206	226203	226204	226208
10-90	L4	122	2.0	GOLF, JETTA	226112	226110	226206	226203	226204	226208
96-90	L4	122	2.0	PASSAT	226112	226110	226206	226203	226204	226208
06-00	L4	116	1.9	BEETLE	226112	226110	226206	226203	226204	226208
04-93	L4	116	1.9	GOLF, DIESEL	226112	226110	226206	226203	226204	226208

**CAUTION: Do not use smaller fan(s) than those recommended. Cooling problems may result.**

(1) The recommended fan(s) for primary cooling are based on required airflow for that vehicle. Measure available core space to verify the fan(s) will fit. See page 97 for fan dimensions.

(2) For add-on cooling, use the largest fan that will fit. Allow 1" clearance between the fan and closest vehicle component. See electrical guide for fan dimensions.


(3) Air volume requirements too large for electric fans. Use fan clutch. See Fan Clutch applications.

(4) Not recommended for electronic fan clutch replacement. See Fan Clutch applications.

# ELECTRIC FANS

## Application Guide

RAPID-COOL®/THIN-LINE



FAN CONTROLLERS



YEAR	TYPE	ENGINE CU.IN.	LITER	APPLICATION	PRIMARY COOLING (1)	ADD-ON COOLING (2)	PRESET	ECONO ADJUSTABLE	PREMIUM ADJUSTABLE PUSH-IN	PREMIUM ADJUSTABLE SCREW-IN
<b>VOLKSWAGEN (Cont'd)</b>										
06-93	L4	116	1.9	JETTA, DIESEL	226112	226110	226206	226203	226204	226208
98-92	L4	116	1.9	PASSAT, DIESEL	226112	226110	226206	226203	226204	226208
05-99	L4	111	1.8	BEETLE	226112	226110	226206	226203	226204	226208
93-85	L4	111	1.8	CABRIOLET	226112	226110	226206	226203	226204	226208
92-90	L4	111	1.8	CORRADO	226112	226110	226206	226203	226204	226208
93-87	L4	111	1.8	FOX	226112	226110	226206	226203	226204	226208
05-85	L4	111	1.8	GOLF	226112	226110	226206	226203	226204	226208
05-84	L4	111	1.8	JETTA	226112	226110	226206	226203	226204	226208
05-91	L4	111	1.8	PASSAT	226112	226110	226206	226203	226204	226208
89-83	L4	111	1.8	SCIROCCO	226112	226110	226206	226203	226204	226208
84-81	L4	104	1.7	RABBIT	226112	226110	226206	226203	226204	226208
81-76	L4	97	1.6	DASHER	226112	226110	226206	226203	226204	226208
92-85	L4	97	1.6	DIESEL GOLF	226112	226110	226206	226203	226204	226208
92-80	L4	97	1.6	DIESEL JETTA	226112	226110	226206	226203	226204	226208
85-82	L4	97	1.6	DIESEL QUANTUM	226112	226110	226206	226203	226204	226208
84-81	L4	97	1.6	DIESEL RABBIT	226112	226110	226206	226203	226204	226208
84-81	L4	97	1.6	RABBIT	226112	226110	226206	226203	226204	226208
80-76	L4	97	1.6	SCIROCCO	226112	226110	226206	226203	226204	226208
80-74	L4	92	1.5	DASHER	226112	226110	226206	226203	226204	226208
80-75	L4	92	1.5	RABBIT	226112	226110	226206	226203	226204	226208
78-75	L4	92	1.5	SCIROCCO	226112	226110	226206	226203	226204	226208
<b>VOLVO</b>										
75-70	L6	183	3.0	164	226114 or 226116	226110	226206	226203	226204	226208
07-92	L6	178	2.9	ALL MODELS	226114 or 226116	226110	226206	226203	226204	226208
03-99	L6	171	2.8	S80	226114	226112	226206	226203	226204	226208
89-87	V6	171	2.8	780	226114	226112	226206	226203	226204	226208
81-80	V6	171	2.8	262, 265	226114	226112	226206	226203	226204	226208
82-80	V6	171	2.8	264	226114	226112	226206	226203	226204	226208
89-83	V6	171	2.8	760	226114	226112	226206	226203	226204	226208
89-87	V6	171	2.8	780	226114	226112	226206	226203	226204	226208
79-76	V6	165	2.7	262, 264, 265	226114	226112	226206	226203	226204	226208
07-05	L5	151	2.5	ALL MODELS	226114	226112	226206	226203	226204	226208
05-98	L5	146	2.4	V70	226114	226112	226206	226203	226204	226208
05-98	L5	146	2.4	C70	226114	226112	226206	226203	226204	226208
07-01	L5	146	2.4	S60	226114	226112	226206	226203	226204	226208
00-98	L5	146	2.4	S70	226114	226112	226206	226203	226204	226208
97-93	L5	146	2.4	850	226114	226112	226206	226203	226204	226208
85-83	L6	146	2.4	760	226114	226112	226206	226203	226204	226208
86	L6	146	2.4	740	226114	226112	226206	226203	226204	226208
85	L6	146	2.4	745	226114	226112	226206	226203	226204	226208
84-82	L6	146	2.4	244	226114	226112	226206	226203	226204	226208
84-82	L6	146	2.4	245	226114	226112	226206	226203	226204	226208
81-80	L6	146	2.4	264, 265	226114	226112	226206	226203	226204	226208
05-01	L5	140	2.3	S60	226114	226112	226206	226203	226204	226208

**CAUTION: Do not use smaller fan(s) than those recommended. Cooling problems may result.**

(1) The recommended fan(s) for primary cooling are based on required airflow for that vehicle. Measure available core space to verify the fan(s) will fit. See page 97 for fan dimensions.

(2) For add-on cooling, use the largest fan that will fit. Allow 1" clearance between the fan and closest vehicle component. See electrical guide for fan dimensions.

(3) Air volume requirements too large for electric fans. Use fan clutch. See Fan Clutch applications.

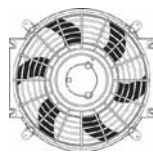
(4) Not recommended for electronic fan clutch replacement. See Fan Clutch applications.



# ELECTRIC FANS

## Application Guide

RAPID-COOL®/THIN-LINE



FAN CONTROLLERS



YEAR	TYPE	ENGINE CU.IN.	LITER	APPLICATION	PRIMARY COOLING (1)	ADD-ON COOLING (2)	PRESET	ECONO ADJUSTABLE	PREMIUM ADJUSTABLE PUSH-IN	PREMIUM ADJUSTABLE SCREW-IN
<b>VOLVO (Cont'd)</b>										
05-98	L5	140	2.3	C70	226114	226112	226206	226203	226204	226208
00	L5	140	2.3	S70	226114	226112	226206	226203	226204	226208
05-98	L5	140	2.3	V70	226114	226112	226206	226203	226204	226208
97-94	L5	140	2.3	850	226114	226112	226206	226203	226204	226208
95-91	L4	140	2.3	940	226114	226112	226206	226203	226204	226208
93-90	L4	140	2.3	240	226114	226112	226206	226203	226204	226208
92-85	L4	140	2.3	740	226114	226112	226206	226203	226204	226208
91-89	L4	140	2.3	780	226114	226112	226206	226203	226204	226208
90-84	L4	140	2.3	760	226114	226112	226206	226203	226204	226208
89-81	L4	140	2.3	244, 245	226114	226112	226206	226203	226204	226208
84-81	L4	140	2.3	242	226114	226112	226206	226203	226204	226208
84-81	L4	140	2.3	242	226114	226112	226206	226203	226204	226208
85	L4	140	2.3	745	226114	226112	226206	226203	226204	226208
84	L4	140	2.3	GLE	226114	226112	226206	226203	226204	226208
84-76	L4	128	2.1	242	226114	226112	226206	226203	226204	226208
85-76	L4	128	2.1	244, 245	226114	226112	226206	226203	226204	226208
81	L4	128	2.1	264	226114	226112	226206	226203	226204	226208
84	L4	128	2.1	DL	226114	226112	226206	226203	226204	226208
75	L4	122	2.0	242, 244, 245	226112	226110	226206	226203	226204	226208
74-69	L4	122	2.0	142, 144, 145	226112	226110	226206	226203	226204	226208
73-69	L4	122	2.0	1800	226112	226110	226206	226203	226204	226208
04-00	L4	116	1.9	S40, V40	226112	226110	226206	226203	226204	226208
68-62	L4	112	1.8	122	226112	226110	226206	226203	226204	226208
68-67	L4	112	1.8	142, 144, 145	226112	226110	226206	226203	226204	226208
68	L4	112	1.8	1800	226112	226110	226206	226203	226204	226208

**CAUTION: Do not use smaller fan(s) than those recommended. Cooling problems may result.**

(1) The recommended fan(s) for primary cooling are based on required airflow for that vehicle. Measure available core space to verify the fan(s) will fit. See page 97 for fan dimensions.

(2) For add-on cooling, use the largest fan that will fit. Allow 1" clearance between the fan and closest vehicle component. See electrical guide for fan dimensions.

(3) Air volume requirements too large for electric fans. Use fan clutch. See Fan Clutch applications.

(4) Not recommended for electronic fan clutch replacement. See Fan Clutch applications.